

AD1100F Series 100Watts, Single Output



Dimensions:121(D)x110(H)x56(W)mm

Features:

- High power density
- Convection cooled
- RoHS compliance
- 3 - year warranty
- Great reliability
- DIN rail / Wall bracket mounting solution
- Over voltage protection
- Overload protection
- Short circuit protection
- Optional Alarm signal / Redundant function

General Specifications

INPUT

Input voltage.....100 - 240VAC/120~370VDC
 Input frequency47~63Hz
 Inrush current22A/115VAC
 (Cold start) 44A/230VAC



OUTPUT

Hold-up time (Full load@230VAC).....20mS Min.
 Temp. Coefficient±0.04% / °C
 Overvoltage protectionAutorecovery
 Overload protection Power limited
 Short circuit protection..... Autorecovery
 Transient response. . (Load change 50% to 100%)
 Voltage deviation5%
 Recovery time2mS

EMC STANDARDS

| | |
|---------------|---------|
| EN 55011 | Class B |
| EN 55022 | Class B |
| EN 61000-4-2 | Level 3 |
| EN 61000-4-3 | Level 3 |
| EN 61000-4-4 | Level 3 |
| EN 61000-4-5 | Level 3 |
| EN 61000-4-6 | Level 3 |
| EN 61000-4-8 | Level 3 |
| EN 61000-4-11 | Level 3 |

SAFETY STANDARDS

| | |
|---|--|
|  | EN 60950 (Marking) |
|  | UL 508 (Certificate) CSA 22.2 (Certificate) |

ENVIRONMENTAL

Operating temperature: -20°C ~ 50°C ambient, derating each output at 2.5% per degree from 50°C to 70°C
Operating humidity: Non-condensing, 5% ~ 95%RH.
Vibration: Random vibration, 10Hz ~ 100Hz, 3axise.
MTBF: 60,000hrs Min. Per MIL-HDBK-217F, 25°C GB.

Web site : <http://acro-powers.com>
 E-mail : service@acro-powers.com.tw
 TEL : 886-2-22675015, FAX : 886-2-22674939

ACRO
ENGINEERING INC.

AD1100F Series

100Watts, Single Output

Output Specifications

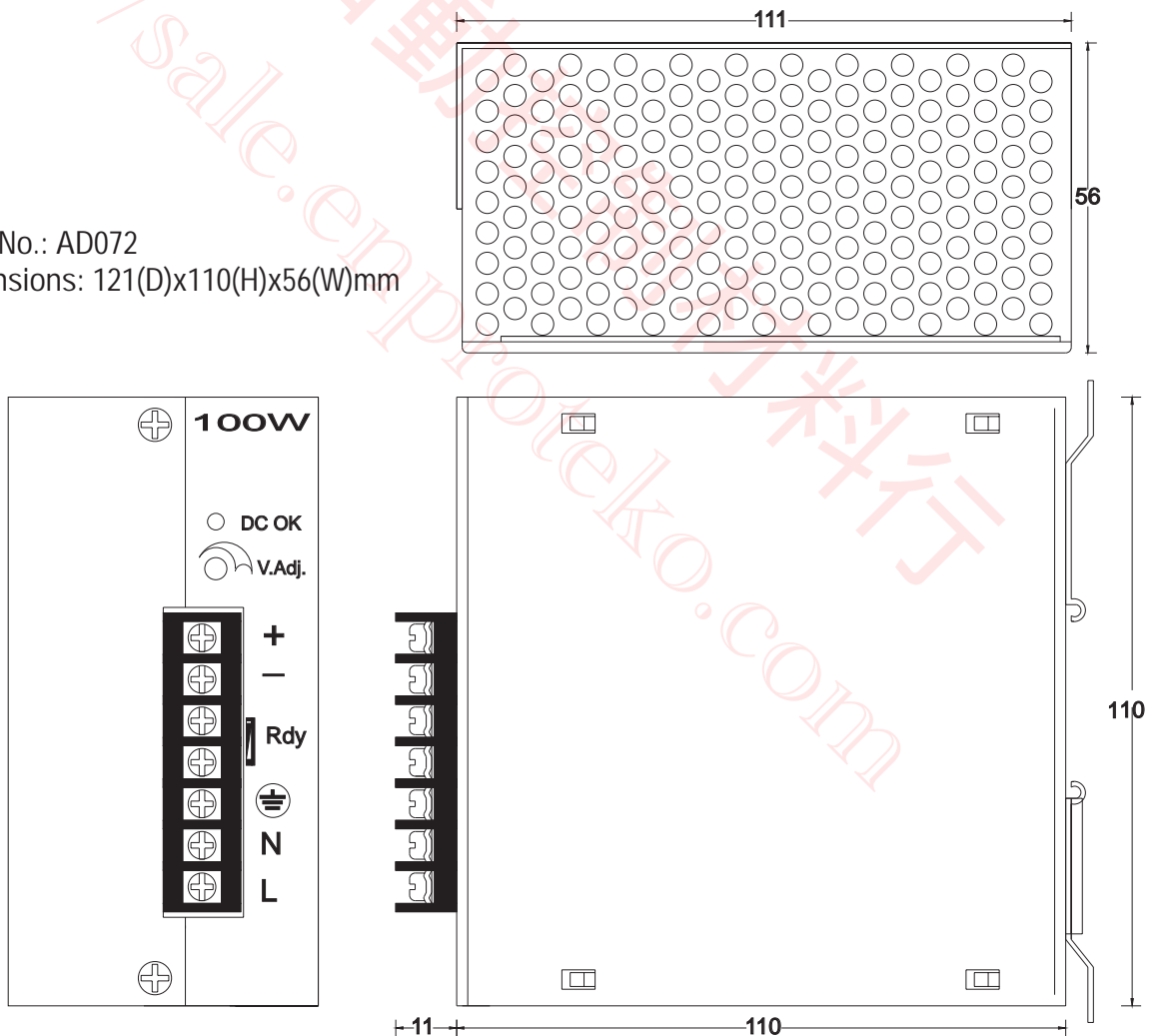
| Model | O/P voltage Adjustment | Loading (A) | | | Ripple Noise | Line Reg. | Load Reg. | Efficiency | Over voltage Protection |
|------------|------------------------|-------------|-------|------|--------------|-----------|-----------|------------|-------------------------|
| | | Min. | Rated | Max. | | | | | |
| AD1100-12F | +12VDC±10% | 0A | 8.0A | 8.0A | 100mVp-p | ± 1% | ± 1% | 80% | 15~17VDC |
| AD1100-24F | +24VDC±10% | 0A | 4.0A | 4.0A | 150mVp-p | ± 1% | ± 1% | 81% | 27~30VDC |
| AD1100-48F | +48VDC±10% | 0A | 2.0A | 2.0A | 250mVp-p | ± 1% | ± 1% | 83% | 52~56VDC |

PS. AD1100-48F has CB report and CE marking only.

- NOTE:**
1. Each output can supply up to maximum current, but total loading can not exceed rated output wattage.
 2. Line regulation is measured from low line to high line at rated load.
 3. Load regulation is measured from 20% to 100% of rated load at 230VAC input.
 4. Ripple & Noise is measured by using a 0.1uF/630V metalized capacitor & a 47uF electrolytic capacitor parallel on the test point, at rated load and 230VAC input.
 5. Efficiency is measured at rated load and 230VAC input.

Mechanical Details

Case No.: AD072
 Dimensions: 121(D)x110(H)x56(W)mm



Web site : <http://acro-powers.com>
 E-mail : service@acro-powers.com.tw
 TEL : 886-2-22675015, FAX : 886-2-22674939

