

**AD1360C Series
360Watts, Single Output**



Dimensions:121(D)x110(H)x100(W)mm

Features:

- High power density
- Built-in cooling fan
- RoHS compliance
- 3 - year warranty
- Great reliability
- DIN rail / Wall bracket mounting solution
- Over voltage protection
- Overload protection
- Short circuit protection
- Active PFC to meet EN61000-3-2
- Optional alarm signal / redundant function

General Specifications

INPUT

Input voltage..... 100~240VAC/120~370VDC
 Input frequency47~63Hz
 Inrush current22A/115VAC
 (Cold start) 44A/230VAC

OUTPUT

Hold-up time (Full load@230VAC).....20mS Min.
 Temp. Coefficient±0.04% / °C
 Overvoltage protectionAutorecovery
 Overload protection Power limited
 Short circuit protection..... Autorecovery
 Transient response. . (Load change 50% to 100%)
 Voltage deviation5%
 Recovery time2mS

EMC STANDARDS

EN 55011	Class B
EN 55022	Class B
EN 61000-4-2	Level 3
EN 61000-4-3	Level 3
EN 61000-4-4	Level 3
EN 61000-4-5	Level 3
EN 61000-4-6	Level 3
EN 61000-4-8	Level 3
EN 61000-4-11	Level 3

SAFETY STANDARDS



EN 60950 (Marking)



UL 508 (Certificate)
 CSA 22.2 (Certificate)

ENVIRONMENTAL

Operating temperature: -20°C ~ 50°C ambient, derating each output at 2.5% per degree from 50°C to 70°C
Operating humidity: Non-condensing, 5% ~ 95%RH.
Vibration: Random vibration, 10Hz ~ 100Hz, 3axis.
MTBF: 60,000hrs Min. Per MIL-HDBK-217F, 25°C GB.

Web site : <http://acro-powers.com.tw>
 E-mail : service@acro-powers.com.tw
 TEL : 886-2-22675015, FAX : 886-2-22674939



AD1360C Series

360Watts, Single Output

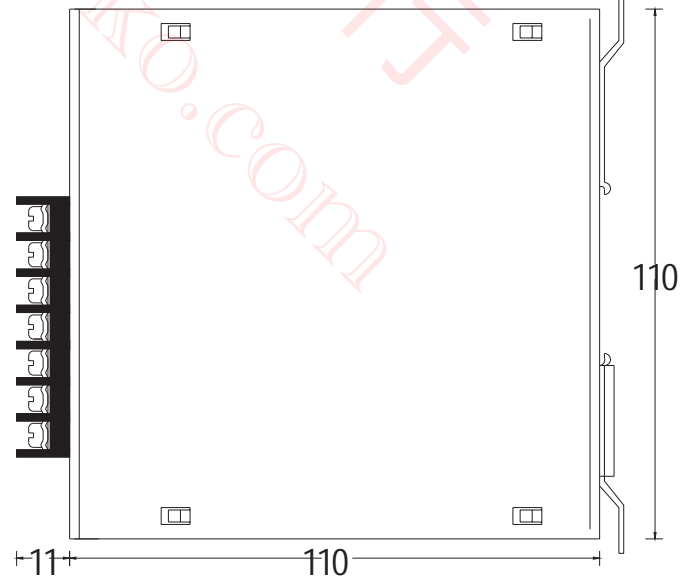
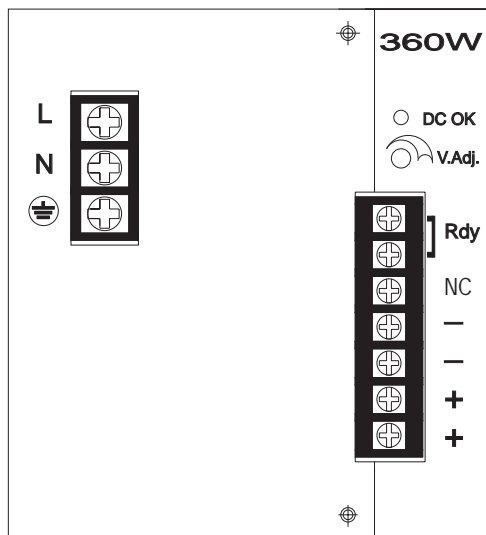
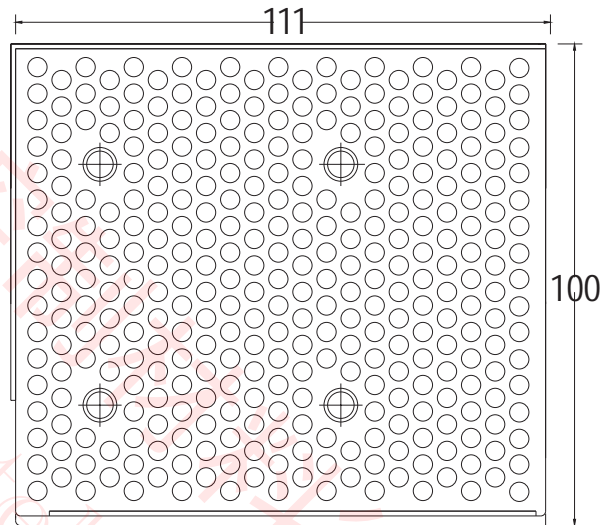
Output Specifications

Model	O/P voltage Adjustment	Loading (A)			Ripple Noise	Line Reg.	Load Reg.	Efficiency	Over voltage Protection
		Min.	Rated	Max.					
AD1360-12C	+12VDC±10%	0A	30A	30A	100mVp-p	± 1%	±2%	78%	15~17VDC
AD1360-24C	+24VDC±10%	0A	15A	15A	150mVp-p	± 1%	±1%	81%	27~30VDC
AD1360-48C	+48VDC±10%	0A	7.5A	7.5A	250mVp-p	± 1%	±1%	83%	52~56VDC

- NOTE:**
1. Each output can supply up to maximum current, but total loading can not exceed rated output wattage.
 2. Line regulation is measured from low line to high line at rated load.
 3. Load regulation is measured from 20% to 100% of rated load at 230VAC input.
 4. Ripple & Noise is measured by using a 0.1uF/630V metalized capacitor & a 47uF electrolytic capacitor parallel on the test point, at rated load and 230VAC input.
 5. Efficiency is measured at rated load and 230VAC input.

Mechanical Details

Case No.: AD240C
 Dimensions: 121(D)x110(H)x100(W)mm



Web site : <http://acro-powers.com.tw>
 E-mail : service@acro-powers.com.tw
 TEL : 886-2-22675015, FAX : 886-2-22674939

ACRO
 ENGINEERING INC.