



Standard and Certifications

**CSA** Certified 1689803

Applicable Requirements

CAN/CSA-C22.2 NO. 0 – M91, General Requirements – Canadian Electrical.Part II

CAN/CSA-C22.2 NO.14.05-Industrial Control Equipment

CSA Std C22.2 NO.65.93-Wire Connector

UL STD NO. 508, 17th Ed-Industrial Control Equipment to the requirements of CSA standard NO. 14-05

Auxiliary device, contact rated 120VAC 6A, resistive, heavy pilot duty or A600 with NC and NO contact, used

for push button switches, selector switches, double push button switches, push button switches with illuminated, selector switch with illuminated, pilot lights.

**TUV** Rheinland Group

License No. R50062119

EN 60947-1 : 2004

EN 60947-5-1 : 2004

License No. R50062158

EN 60947-1 : 2004

EN 60947-5-1 : 2004

EN 60947-5-5 : 1997

CE Marked : EN60947-5-1

**Rating :**

Thermal current 1th 10A 50/60HZ

Insulation Voltage Ui 600V

Enclosed thermal current 1the 10A

Short-Circuit current 1000A

AC-15 120V 6A, 240V 3A

AC-12 480V 1.5A, 600V 1.2A

DC-12 120V 2.2A, 240V 0.6A, 480V 0.4A

IP-Enclosure IP65

Ambient temperature : -20 to 60°C

Contact resistance : 50 mΩ max.

**Life :**

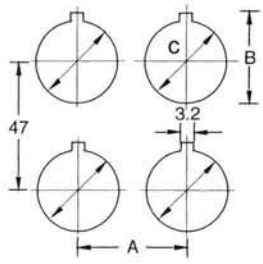
Push buttons : 1 million operations

Contact blocks : 1 million operations

Selector and key selector : 600,000 operations

22ø,30ø SERIES CONTROL UNITS

Panel cut - out



Dimensions

	Series	22ø	25ø	30ø
A	Standard spacing	30	30	38
	Mushroom head 40ø	42	42	42
	Long knob selector	44	44	44
B		24.2	26.6	32
C		22.5ø	25.4ø	30.5ø

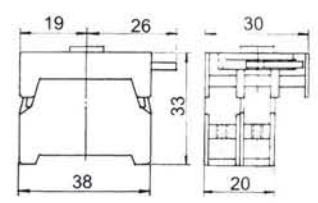
Components parts

S-9 Filament Lamp Rated Voltage



6V, 12V, 24V, 30V  
36V, 48V, 60V

Lamp holder, contact block 1/O or 1/C with coupler

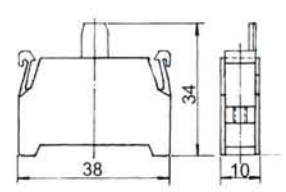


S-9 Neon Lamp Rated Voltage



110V, 220V, 380V, 440V  
colour : Red, Green

Contact block 1/O (N/O), (1a)  
1/C (N/C), (1b)

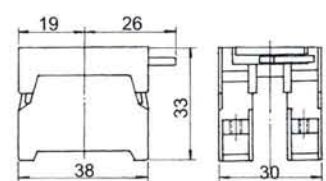


S-9 Led Lamp Rated Voltage

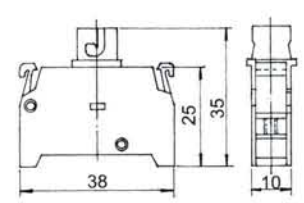


6V, 12V, 24V  
110V/220V  
220V/440V  
colour : Red, Green,  
Orange Yellow, Blue,  
White

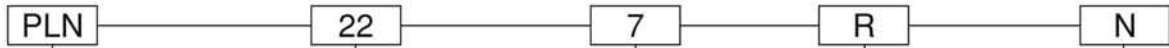
Contact block with coupler 1O/C,(N/O+N/C),(1a+1b)



Lamp Holder

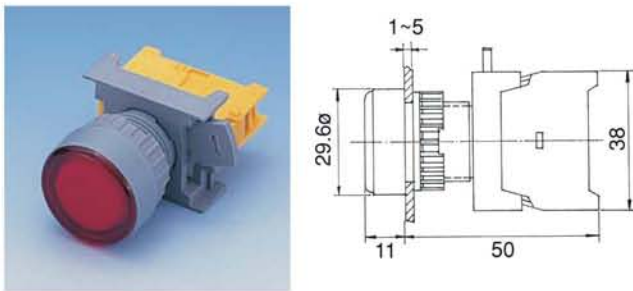


PILOT LAMP,22ø,25ø,30øIP65

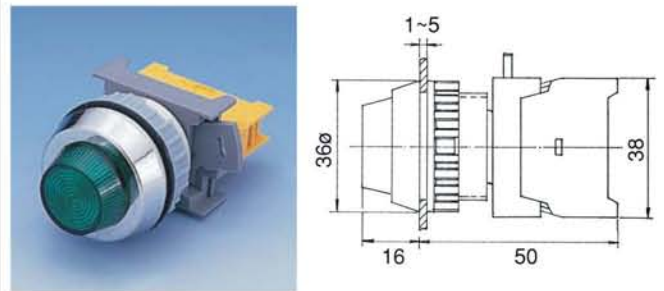


Type	Mounting hole	Voltage	Lens colour	Lens colour
PLN22	22 : 22ø	1	● R: Red ● G: Green ● Y: Yellow ● O: Orange ● BL: Blue ○ C : Clear ○ W: White	L:Led F:Filament bulb N:Neon lamp
PLNS22		2		
PLN22A , PLN25A		3		
PLN22B , PLN25B	25 : 25ø	4		
PLN22C , PLN25C	30 : 30ø	5		
L22		6		
PLN30		7		
PLT22 W/TR		8		


PLN-22



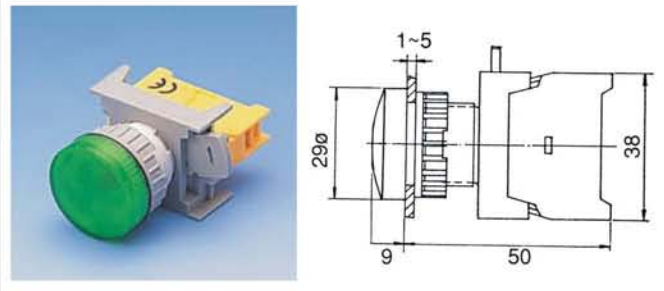
PLN-30



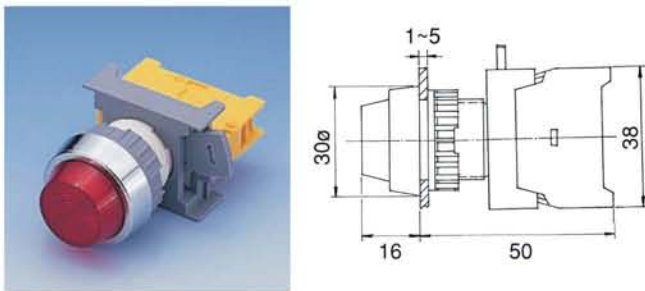
PLNS-22



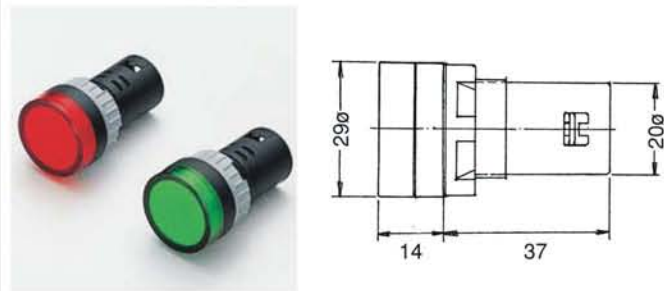
PLN-22C  
PLN-25C



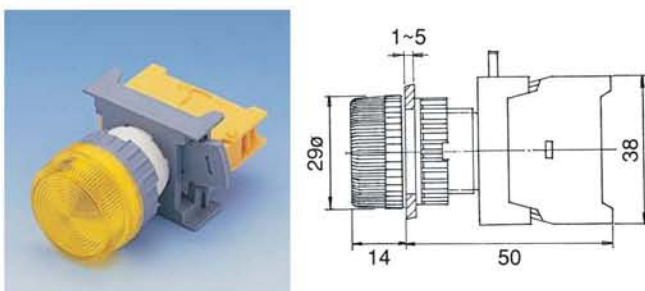
PLN-22A  
PLN-25A



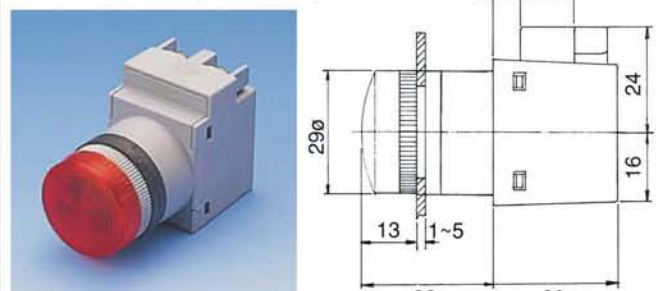
L22, 22ø LED lamp




PLN-22B  
PLN-25B



PLT-22  
Transformer pilot lamp

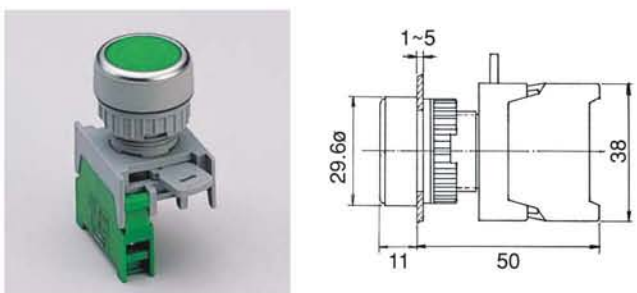


PUSH BUTTON SWITCHES,IP65

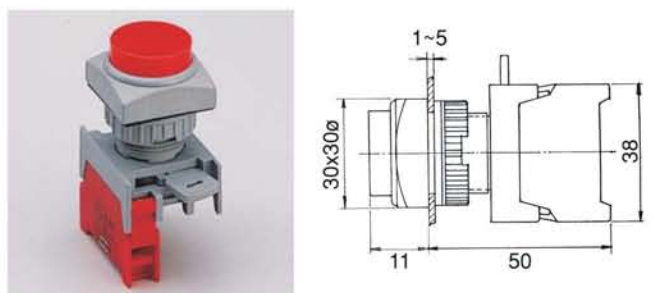


Type	Mounting hole	No. of contact	Type of contact	Lens colour
XB,GBF,PBF:Flat head	22 : 22ø	1	O: N/O(a)	● R: Red
XBL,GBL,PBL:Long head	30 : 30ø	2	C: N/C(b)	● G: Green
XBS:Square head		3	O/C: N/O+N/C	● Y: Yellow
XLS:Square long head		4	1a+1b	● BL: Blue
XBG:Guard ring				● BK: Black
XGS:Guard ring square				○ W: White
XE,EB,GEB,XES:Mushroom head 40ø				
BXE,BEB:Mushroom head 60ø				
LEB,GLEB:Latching head				
PF,EPF,GPF,GEPF:Push on-Push off				

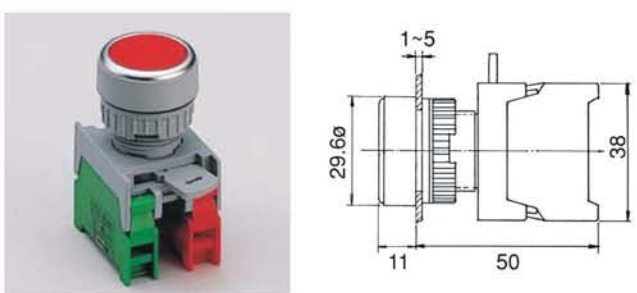
XB22-1/O



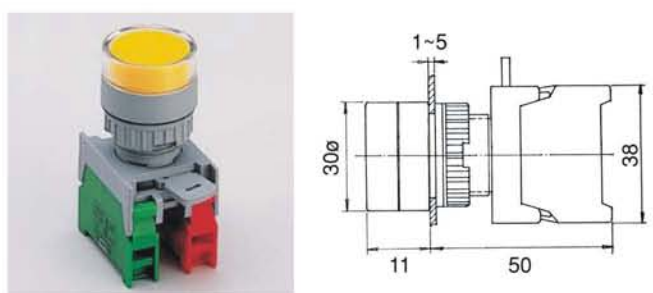
XLS22-1/O XLS22-1O/C  
XLS22-1/C



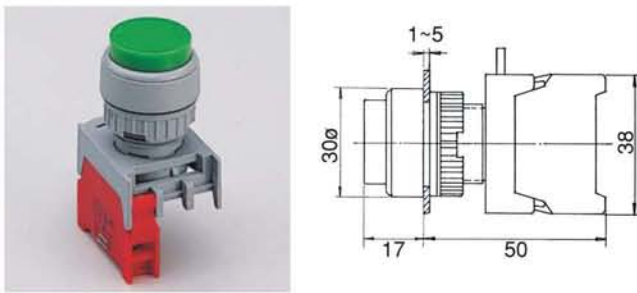
XB22-1O/C



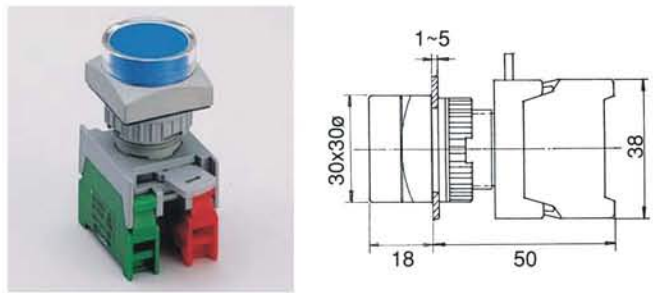
XBG22-1/O XBG22-1O/C  
XBG22-1/C



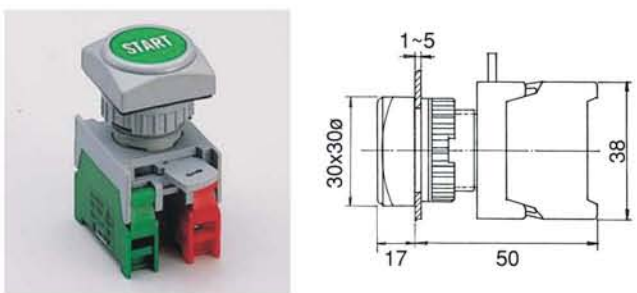
XBL22-1/O XBL22-1O/C  
XBL22-1/C



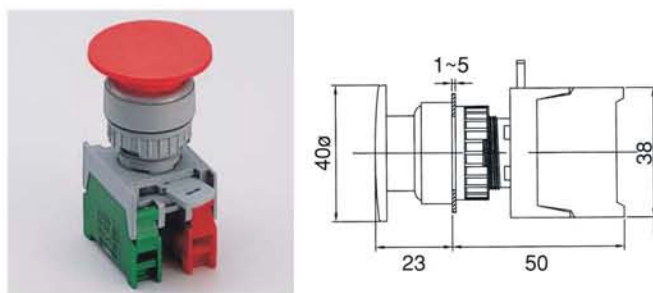
XGS22-1/O XGS22-1O/C  
XGS22-1/C



XBS22-1/O XBS22-1O/C  
XBS22-1/C



XE22-1/O XE22-1O/C  
XE22-1/C

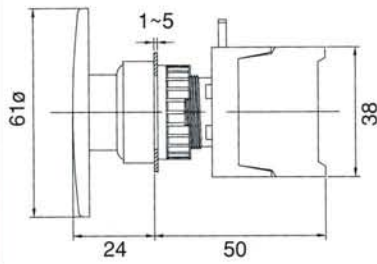


PUSH BUTTON SWITCHES,IP65

BXE22-1/O  
BXE22-1/C



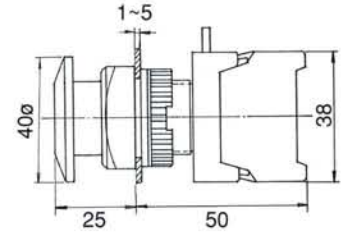
BXE22-1O/C



XES22-1/O  
XES22-1/C



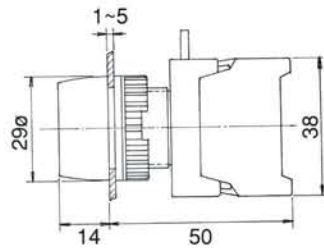
XES22-1O/C



GBF22-1/O  
GBF22-1/C



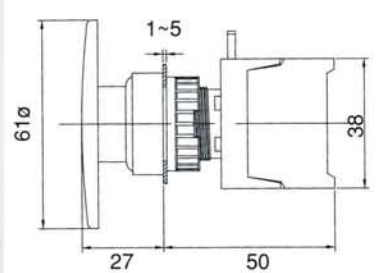
GBF22-1O/C



GEB22A-1/O  
GEB22A-1/C



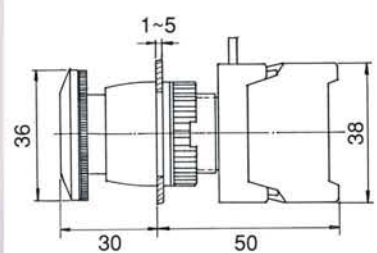
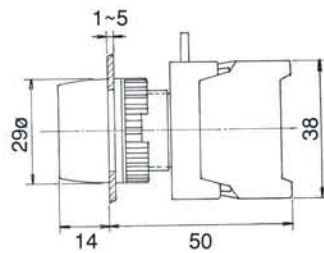
GEB22A-1O/C



GPF22-1O/C



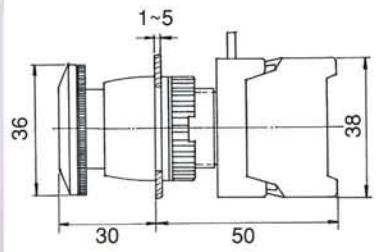
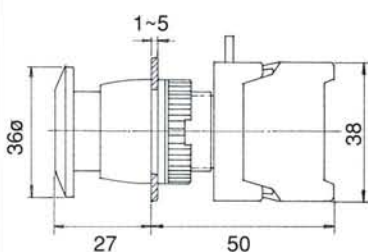
GLEB22-1/C



GEPF22-1O/C



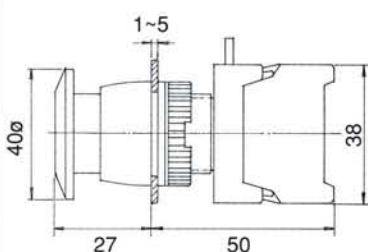
GLEB22-1O/C



GEB22-1/O  
GEB22-1/C

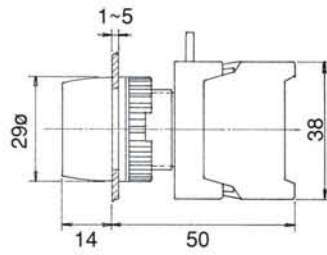


GEB22-1O/C



PUSH BUTTON SWITCHES, IP65

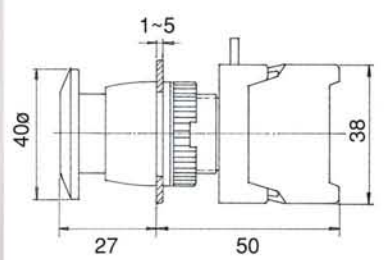
PBF22-1/O(N/O)  
PBF22-1/C(N/C)



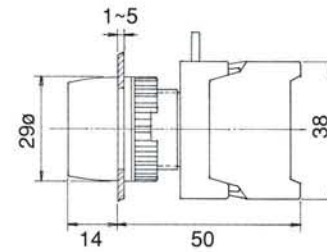
EB22-1/O  
EB22-1/C



EB22-1O/C



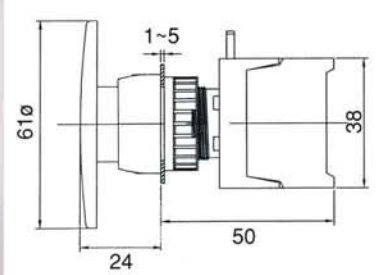
PBF22-1O/C



BEB22-1/O  
BEB22-1/C



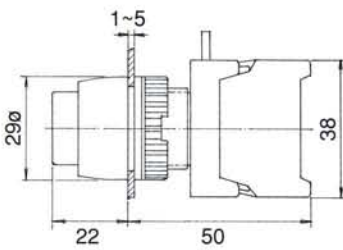
BEB22-1O/C



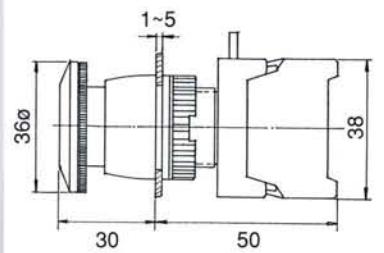
PBL22-1/O  
PBL22-1/C



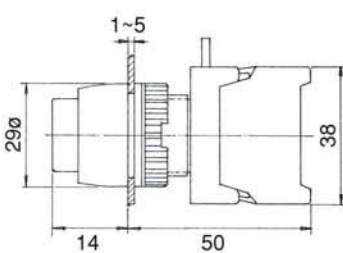
PBL22-1O/C



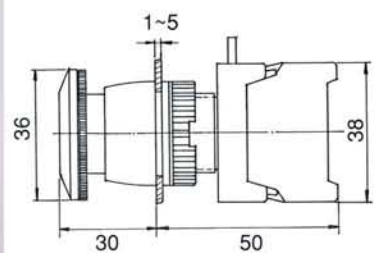
LEB22-1/C Latching



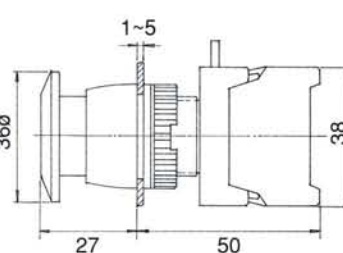
PF22-1O/C Push ON-Push OFF



LEB22-1O/C Latching



EPF22-1O/C Push ON-Push OFF



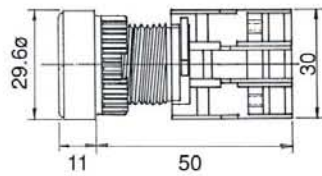


Type	Mounting hole	Voltage	No. of contact	Type of contact	Lens colour	Bulb type
LBF,LXB:GLBF,PFL,GPFL:Flat head LBS:Square head	22 : 22ø 30 : 30ø	1:110V 2:220V	1 2	O: N/O(a) C: N/C(b)	● R: Red ● G: Green ● Y: Yellow ● BL: Blue ○ W: White	L:Led F:Filament bulb N:Neon lamp
LBL,LXL:Long head LXG:Guard head LXLS:Long head square LXGS:Guard head square		3:380V 4:440V 5:6V 6:12V 7:24V	3 4	O/C: N/O+N/C 1a+1b		
EBL,LXE EPFL:Mushroom head 40ø BLXE:Mushroom head 60ø LXES:Mushroom head square 40ø						

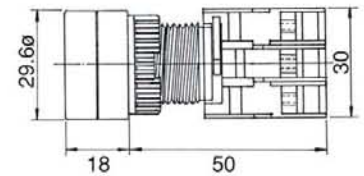
LXB22-1/O  
LXB22-1/C



LXB22-1O/C



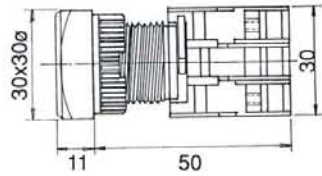
LXG22-1/O



LBS22-1/O  
LBS22-1/C



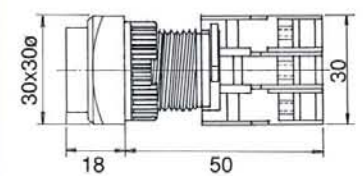
LBS22-1O/C



LXLS22-1/O  
LXLS22-1/C



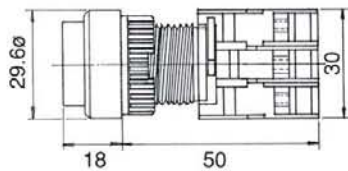
LXLS22-1O/C



LXL22-1/O  
LXL22-1/C



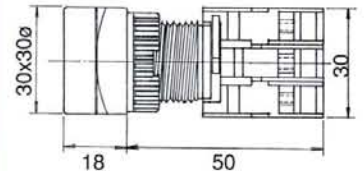
LXL22-1O/C



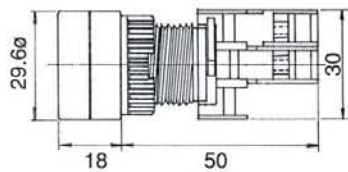
LXGS22-1/O  
LXGS22-1/C



LXGS22-1O/C



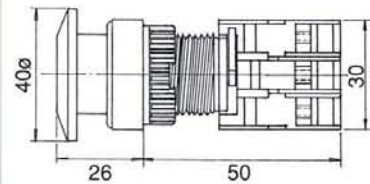
LXG22-1/O  
LXG22-1/C



LXE22-1/O  
LXE22-1/C



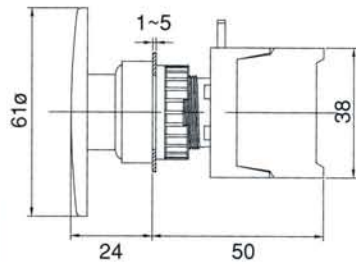
LXE22-1O/C



BLXE22-1/O  
BLXE22-1/C



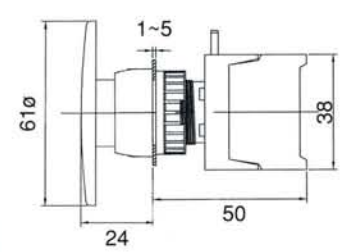
BLXE22-10/C



GEBL22A-1/O  
GEBL22A-1/C



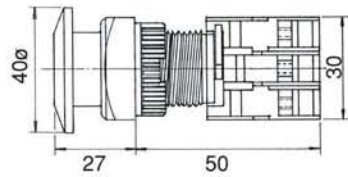
GEBL22A-10/C



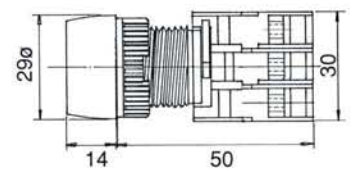
LXES22-1/O  
LXES22-1/C



LXES22-10/C



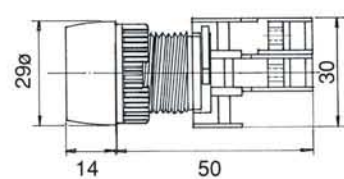
GPFL22-10/C Push ON-Push OFF



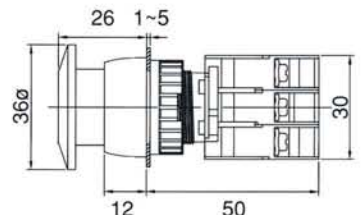
GLBF22-1/O  
GLBF22-1/C



GLBF22-10/C



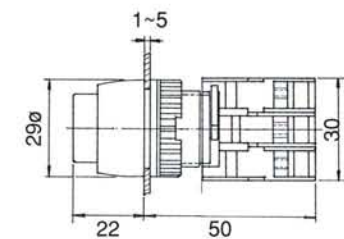
GEPFL22-10/C Push ON-Push OFF



GLBL22-1/O  
GLBL22-1/C



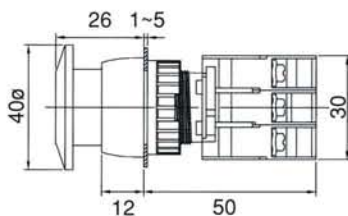
GLBL22-10/C



GEBL22-1/O  
GEBL22-1/C



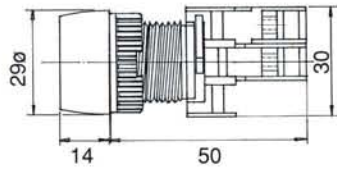
GEBL22-10/C



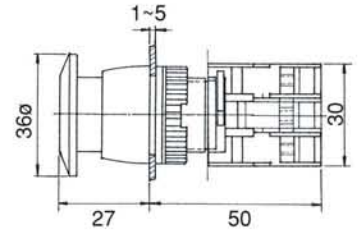
ILLUMINATED PUSH BUTTON SWITCHES,IP65



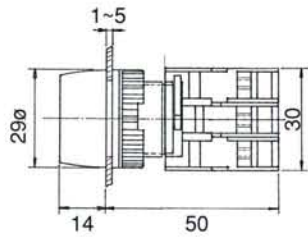
LBF22-1/O Illuminated  
LBF22-1/C



EPFL22-10/C  
Push ON-Push OFF Illuminated



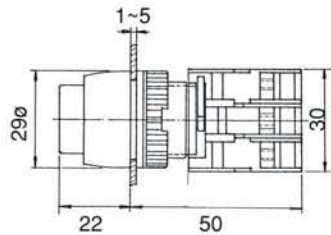
LBF22-10/C Illuminated



LBL22-1/O  
LBL22-1/C



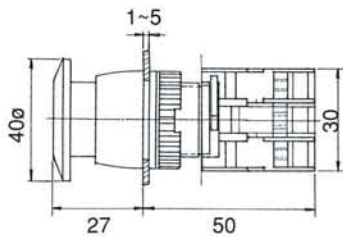
LBL22-10/C Illuminated



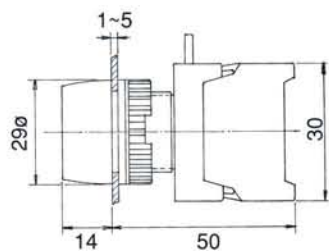
EBL22-1/O  
EBL22-1/C



EBL22-10/C Illuminated

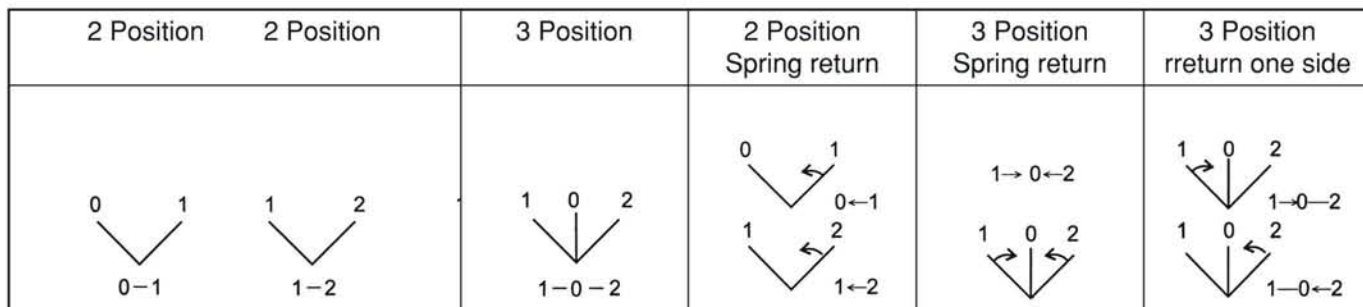


PFL22-10/C  
Push ON-Push OFF Illuminated



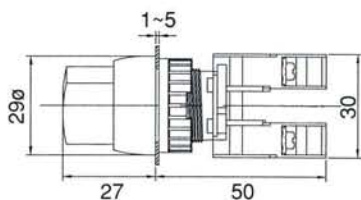


Type	Mounting hole	Position	No.of contact	Type of contact	Lens colour
CS,GCS:Knob type	22 : 22ø	2:2 Position	1	O: 1/O N/O	<ul style="list-style-type: none"> <li><span style="color: red;">●</span> R: Red</li> <li><span style="color: green;">●</span> G: Green</li> <li><span style="color: yellow;">●</span> Y: Yellow</li> <li><span style="color: black;">●</span> BK: Black</li> </ul>
LCS,GLCS:Long Knob	30 : 30ø	3:3 Position	2	1a	
RS,GRS:Long & spring return			3	C: 1/C N/C	
LRS,GLRS:Long knob spring return			4	1b	
LS,GLS:Lever type			O/C: N/O+N/C		
LUS,GLUS:Lever & spring return			1a+1b		
KS,GKS:Key type drawable	2/O: 2N/O				
KSN,GKSN:Key type Non draw	2a				
KSR,GKSR:Key type spring return	2/C: 2N/C				
				2b	

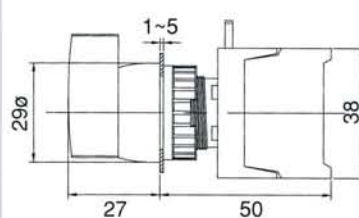


CS22-1/O , 0-1  
CS22-1/C , 1-0

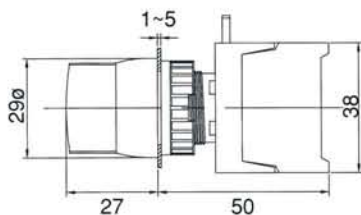
CS22-10/C 1-2



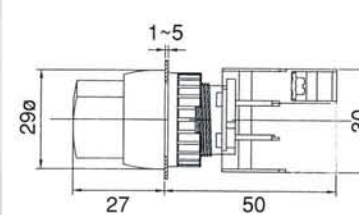
LCS22-2/O , 2N/O 1-0-2



CS22-2/O , 2N/O 1-0-2

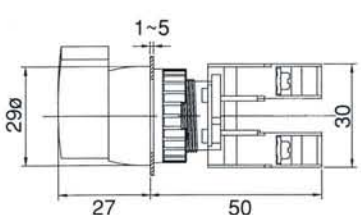


RS22-1/O 0←1 Spring return  
RS22-1/C 1←0

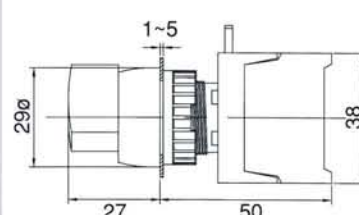


LCS22-1/O , 0-1  
LCS22-1/C , 1-0

LCS22-10/C 1-2

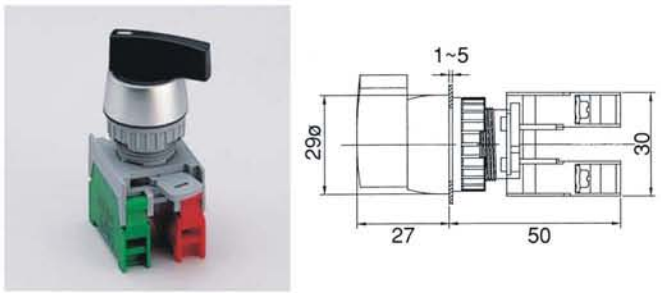


LRS22-1/O 0←1 Spring return  
LRS22-1/C 1←0

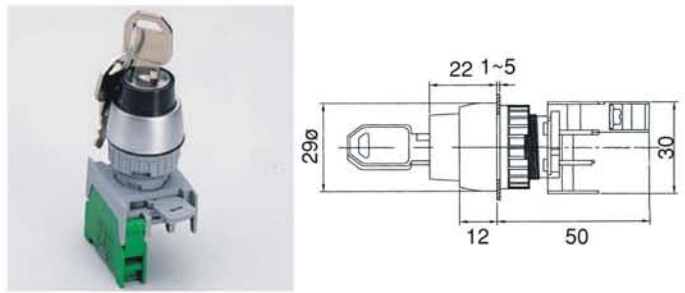


LEVER AND KEY SELECTOR SW.IP65

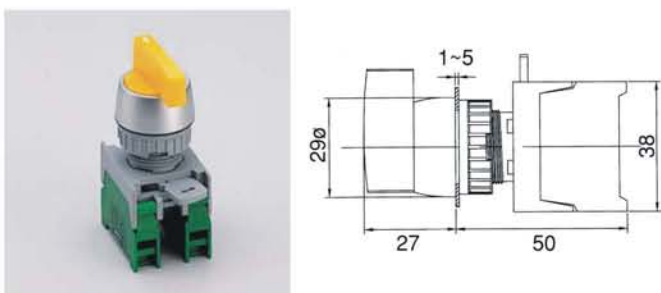
LRS22-10/C Spring return 1←2



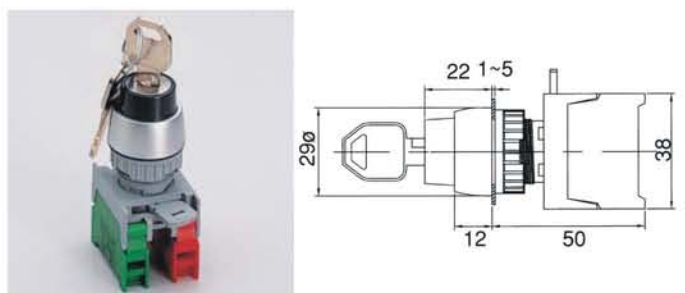
KS22-1/O 2 Position Drawable 0-1  
KSN22-1/O 2 Position Non-Drawable 0-1



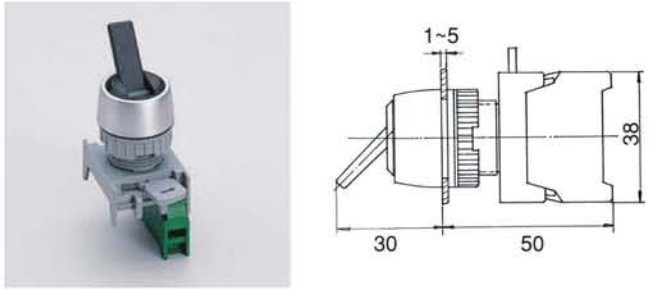
LRS22-2/O Spring return 1→0←2



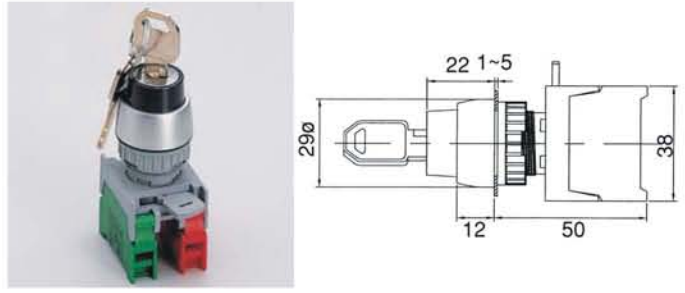
KS22-10/C 2 Position Drawable 1-2  
KSN22-10/C 2 Position Non-Drawable 1-2



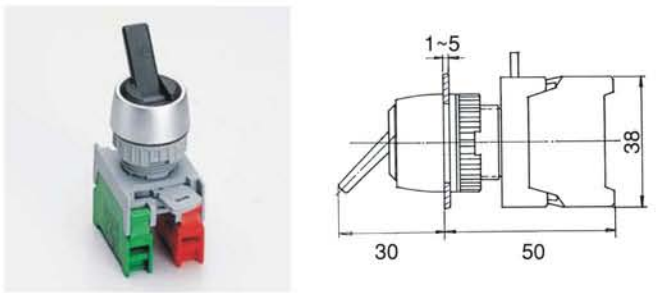
LS22-1/O 0-1 Lever sw  
LS22-1/C 1-0



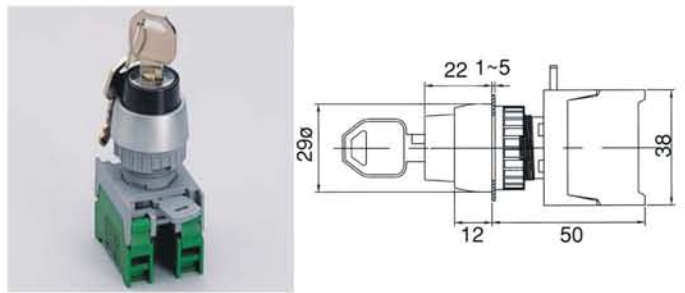
KSR22-10/C 1←2 Spring return



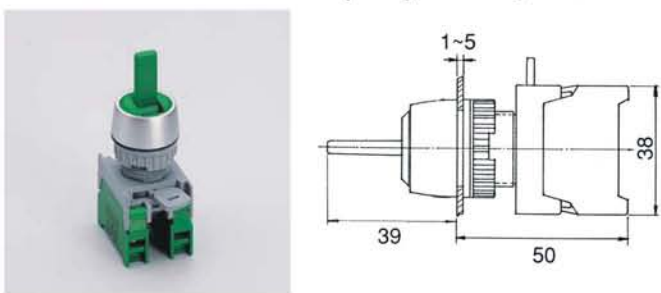
LS22-10/C 1-2 Lever sw  
LS22-2/O 1-2



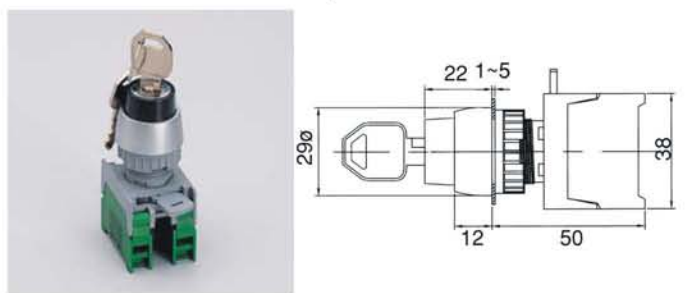
KS22-2/O 3 Position 1-0-2 Drawable  
KSN22-2/O 3 Position 1-0-2 Non-Drawable



LUS22-2/O 1→0←2 Spring return, Lever sw  
LUS22-2/C 1→0←2 Spring return, Lever sw

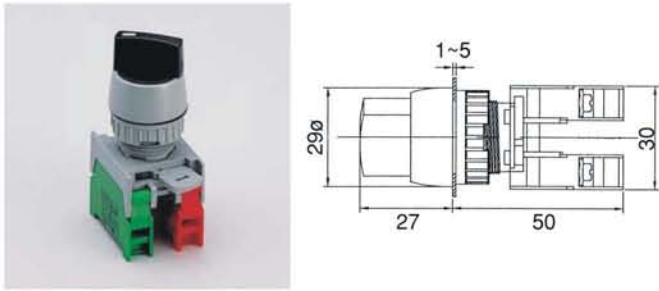


KSR22-2/O 3 Position 1→0←2 Spring return  
KSR22A-2/O 1→0-2, KSR22B-2/O 1-0←2

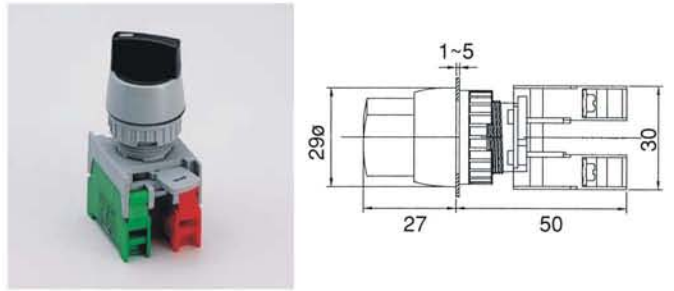


SELECTOR SWITCHES,IP65

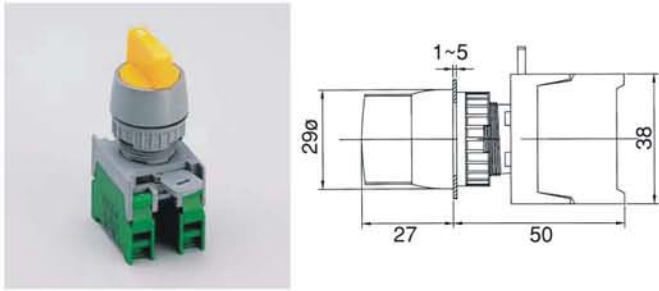
GCS22-1/O N/O,0-1 , GCS22-1O/C , 1-2  
GCS22-1/C N/C,1-0



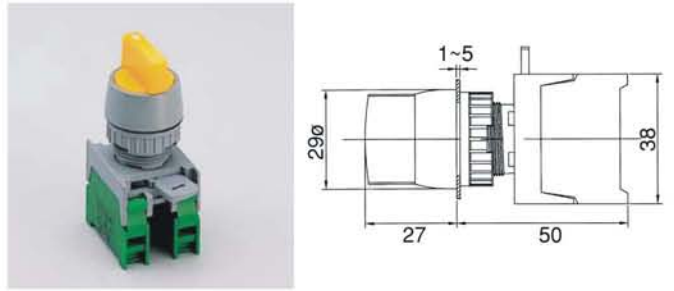
GRS22-1O/C , 1 ← 2 , Spring return



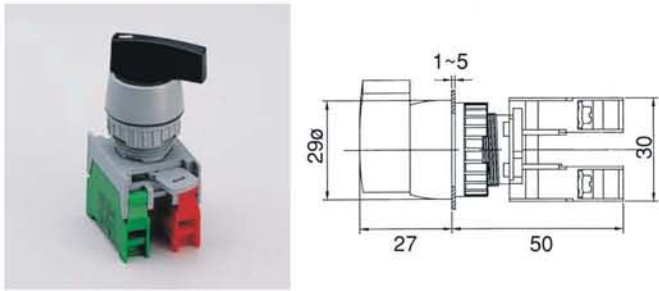
GCS22-2/O , 1-0-2



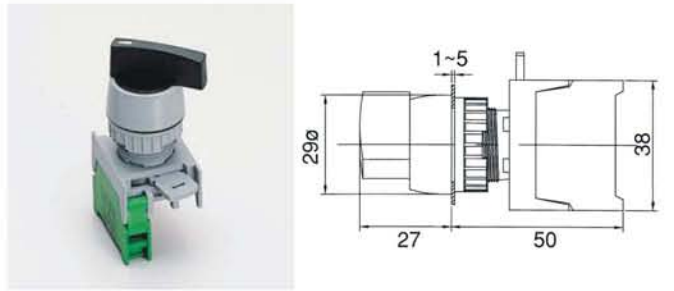
GRS22-2/O , 1 → 0 ← 2 , Spring return  
GRS22A-2/O , 1 → 0 ← 2 , GRS22B-2/O 1-0 ← 2



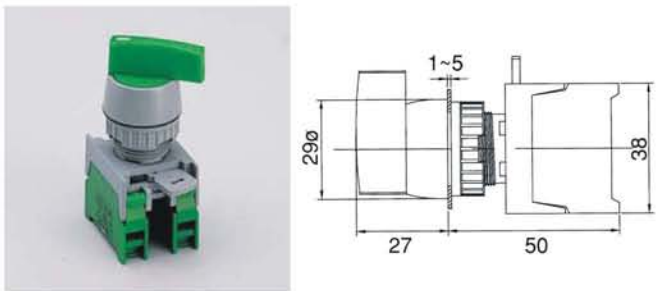
GLCS22-1/O , N/O , 0-1 , GLCS22-1O/C , 1-2  
GLCS22-1/C , N/C , 1-0



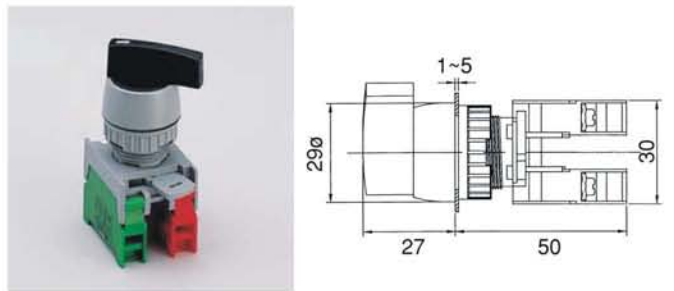
GLRS22-1/O , 0 ← 1 , Spring return  
GLRS22-1/C , 1 ← 0



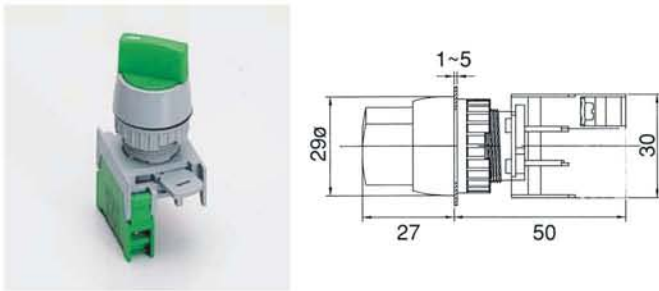
GLCS22-2/O , 1-0-2



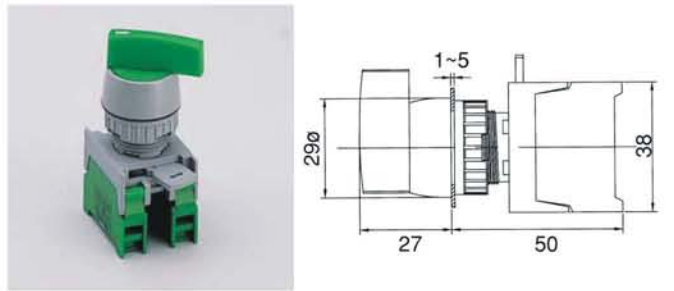
GLRS22-1O/C , 1 ← 2 , Spring return



GRS22-1/O , 0 ← 1  
GRS22-1/C , 1 ← 0

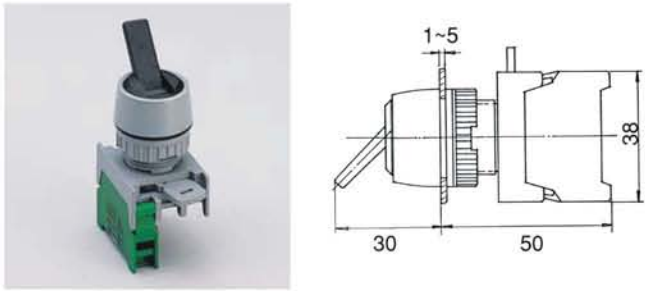


GLRS22-2/O , 1 → 0 ← 2 Spring return  
GLRS22A-2/O , 1 → 0 ← 2 , GLRS22B-2/O , 1-0 ← 2

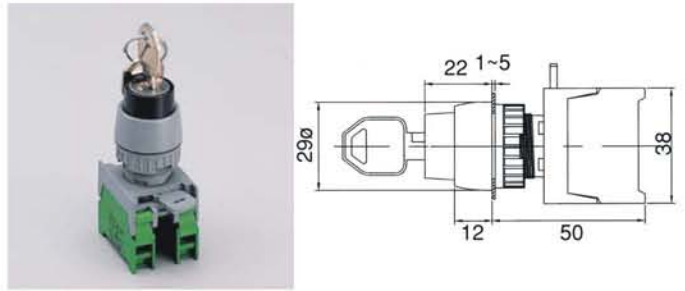


LEVER SW AND KEY SWITCHES, IP65

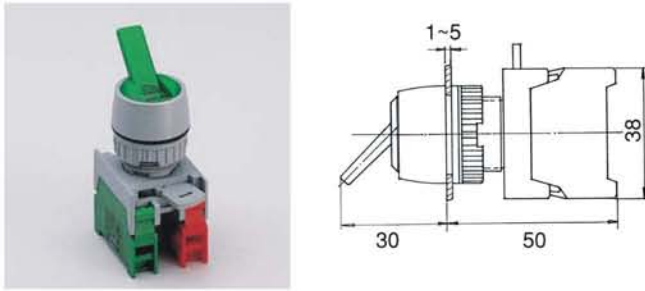
GLS22-1/O , 0-1 Lever sw  
GLS22-1/C , 1-0



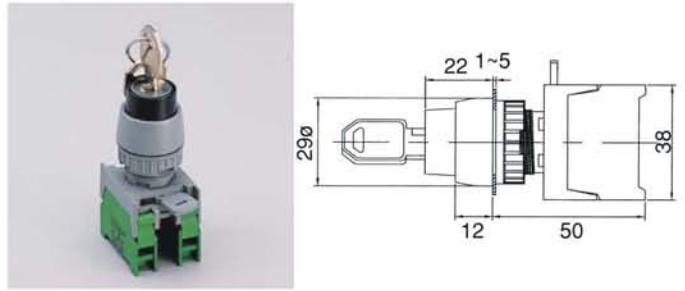
GKS22-2/O , 1-0-2 , Drawable  
GKSN22-2/O , 1-0-2 , Non-drawable



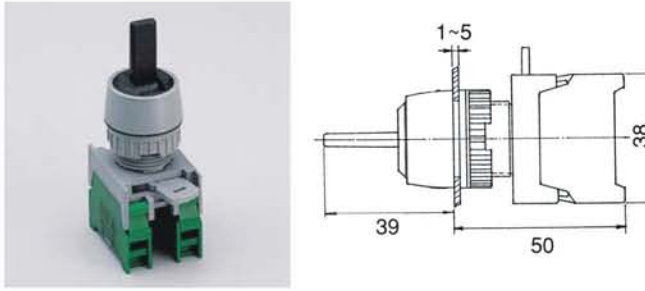
GLS22-10/C , 1-2 Lever sw  
GLS22-2/O , 1-2



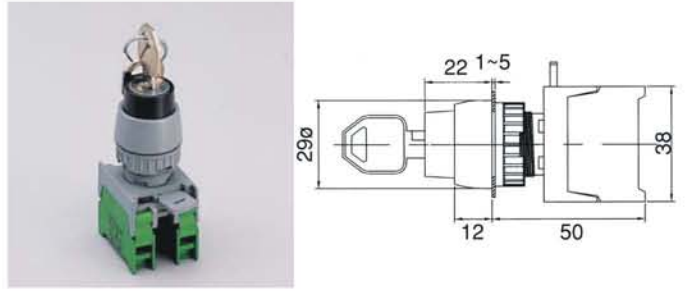
GKSR22-2/O , 1-0-2



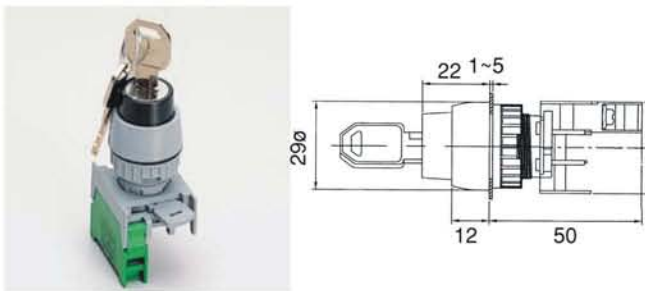
GLUS22-2/O 1-0-2 , Spring return Lever sw  
GLUS22-2/C 1-0-2



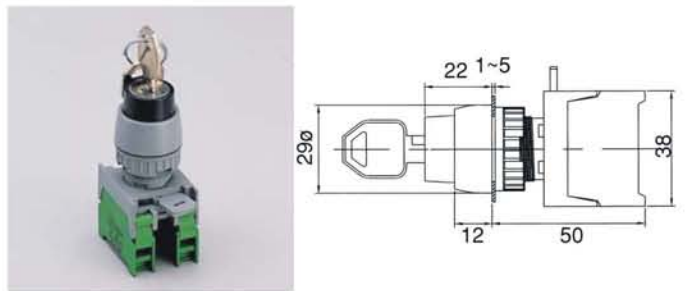
GKSR22A-2/O , 1-0-2 , Spring return one side



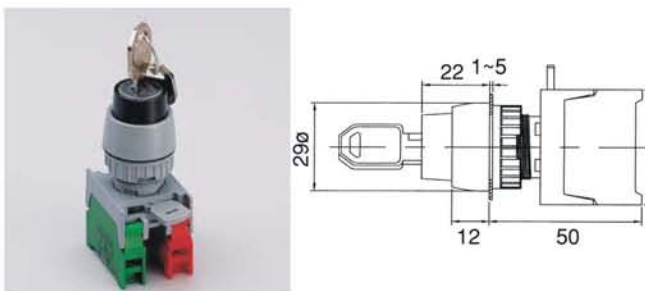
GKS22-1/O , 0-1 , Drawable  
GKSN22-1/O , 0-1 , Non-drawable

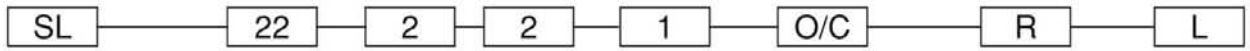


GKSR22B-2/O , 1-0-2 , Spring return one side

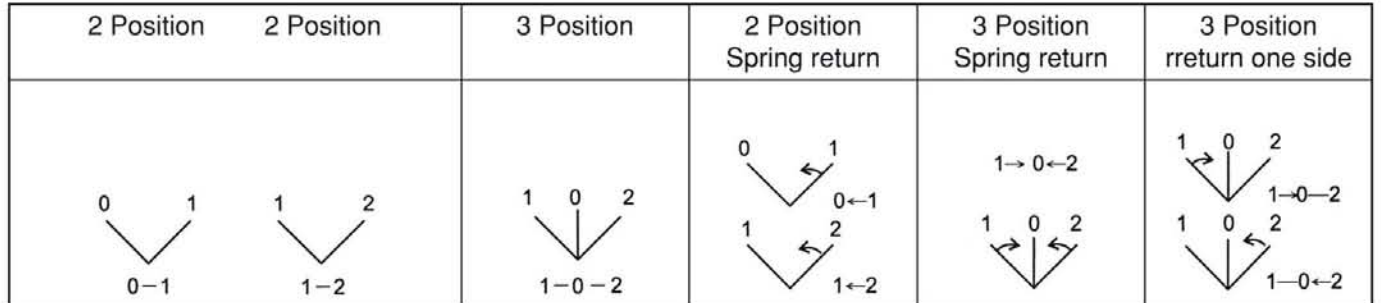


GKS22-10/C , 1-2 , Drawable  
GKSN22-10/C , 1-2 , Non-drawable

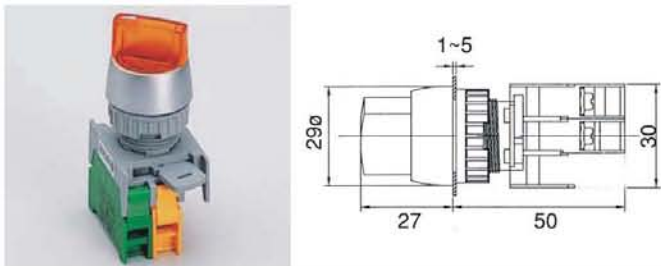




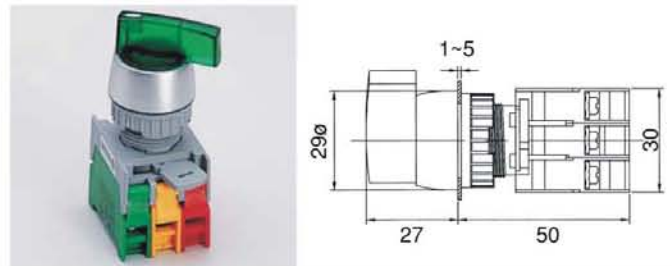
Type	Mounting hole	Voltage	Position	No. of contact	Type of contact	Colour	Bulb type
SL, GSL: Knob type LSL, GLSL: Long Knob SRL, GSRL: Knob & spring return LSRL, GLSRL: Long Knob & spring return	22 : 22ø 25 : 25ø 30 : 30ø	1:110V 2:220V 3:380V 4:440V 5:6V 6:12V 7:24V	2:2 Position 0-1 1-2 3:3 Position 1-0-2	1 2 3 4	O: N/O(a) C: N/C(b) O/C: N/O+N/C 1a+1b	● R: Red ● G: Green ● Y: Yellow ○ W: White	L: Led F: Filament bulb N: Neon lamp



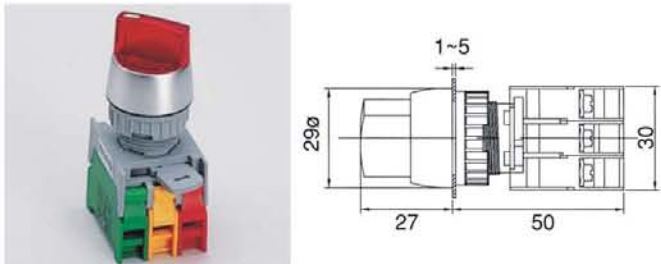
SL22-1/O , N/O , 0-1 SL22-1/C , N/C , 1-0



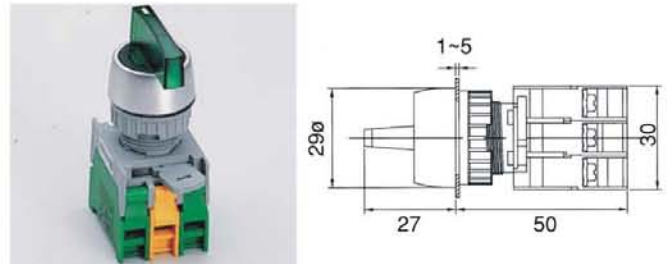
L22-10/C , N/O+N/C , 1-2



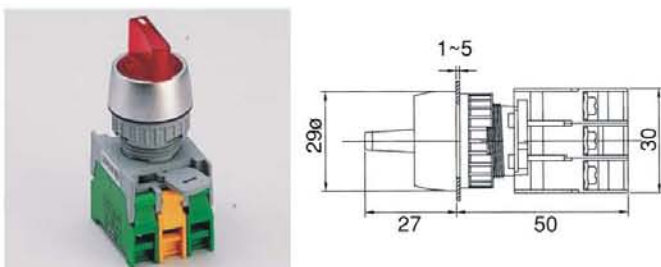
SL22-10/C , N/O+N/C , 1-2



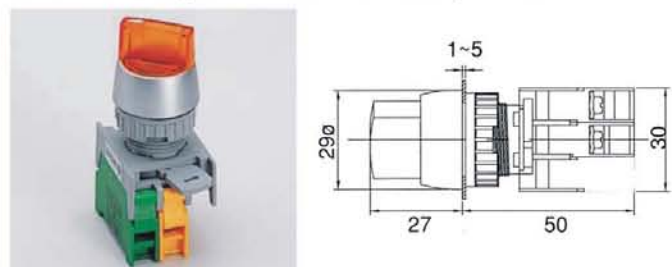
L22-2/O , 2N/O , 1-0-2



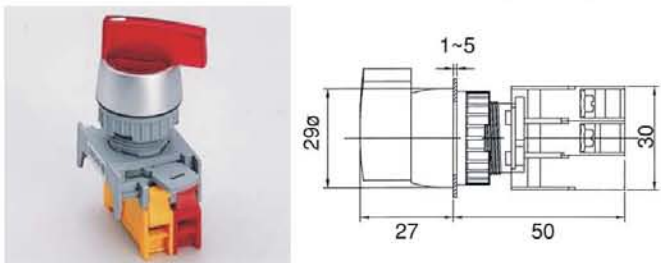
SL22-2/O , 2N/O , 1-0-2



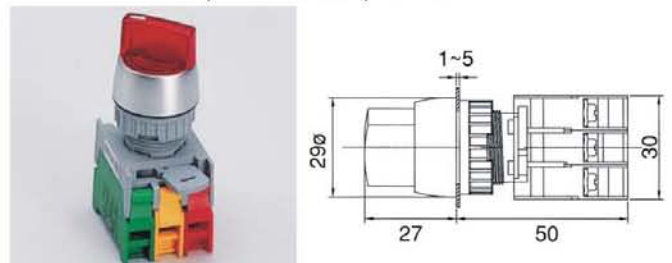
SRL22-1/O , 0-1 SRL22-1/C , 1-0



L22-1/O , N/O , 0-1 L22-1/C , N/C , 1-0



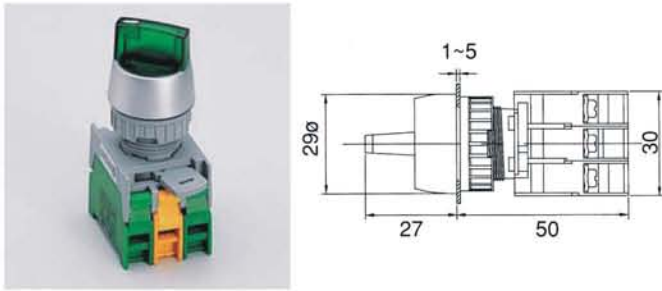
SRL22-10/C , N/O+N/C , 1-2



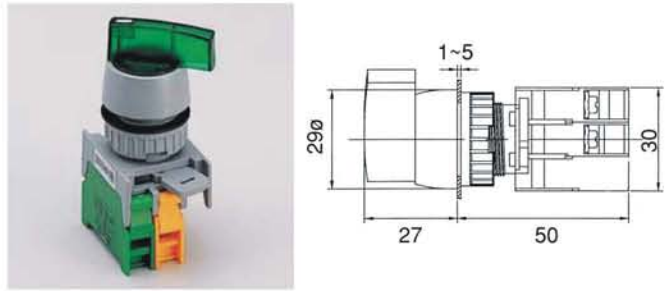
ILLUMINATED SELECTOR SWITCHES 22ø,IP65



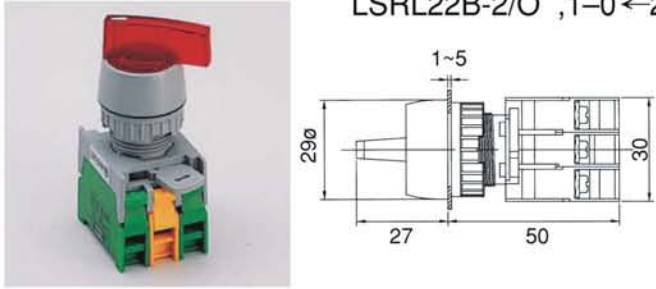
SRL22-2/O , 2N/O 1→0←2  
SRL22A-2/O , 1→0←2 , SRL22B-2/O , 1-0←2



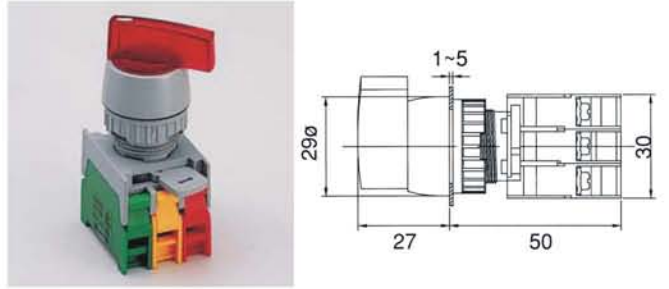
GLSL-1/O 0-1 , GLSL22-1/C , 1-0



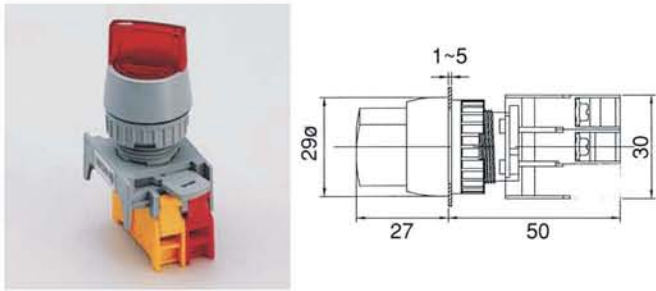
LSRL22-1/O , 0←1 , LSRL22-1O/C , 1←2  
LSRL22-2/O , 1→0←2 , LSRL22A-2/O , 1→0←2  
LSRL22B-2/O , 1-0←2



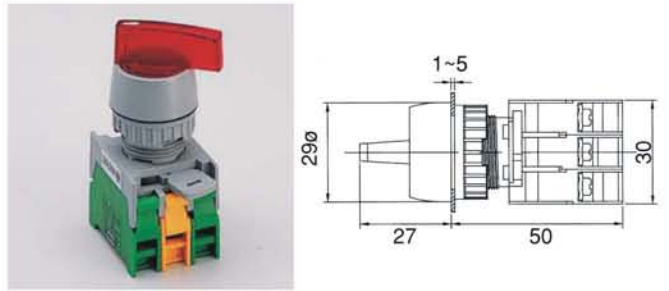
GLSL22-1O/C N/O+N/C 1-2



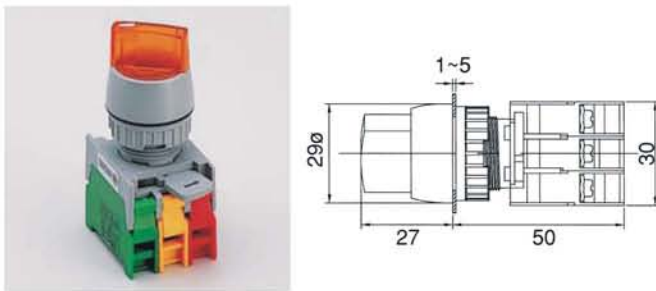
GSL22-1/O 0-1 , N/O  
GSL22-1/C 1-0 , N/C



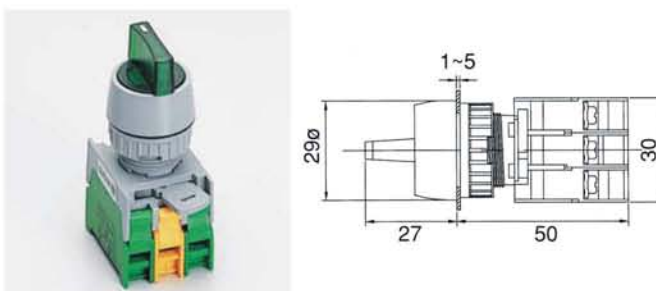
GLSL22-2/O , 2N/O , 1-0-2



GSL22-1O/C N/O+N/C 1-2



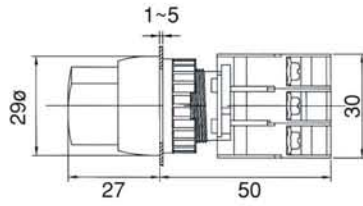
GSL22-2/O , 2N/O , 1-0-2



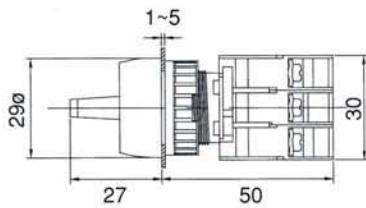
ILLUMINATED SELECTOR  
SWITCHES 22ø,IP65



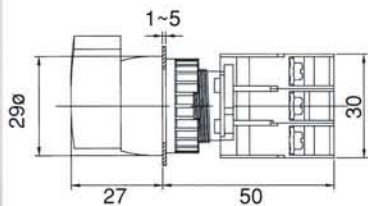
GSRL22-1/O , 0←1 , GSRL22-1/C , 1←0  
GSRL22-1O/C , 1←2



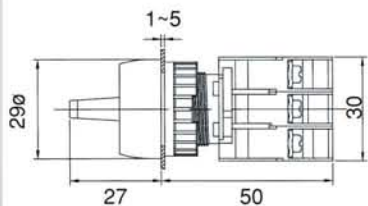
GSRL22-2/O , 2N/O , 1→0←2  
GSRL22A-2/O , 1→0←2 , GSRL22B , 1-0←2



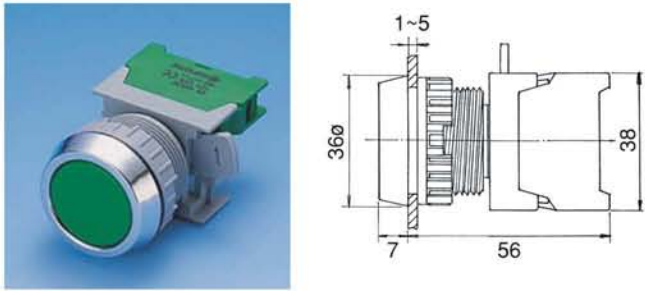
GLSRL22-1/O , 0←1  
GLSRL22-1O/C , 1←2



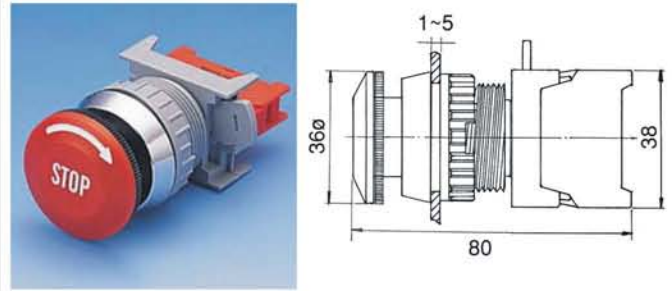
GLSRL22-2/O , 2N/O , 1→0←2  
GLSRL22A-2/O , 1→0←2 , GLSRL22B-2/O , 1-0←2



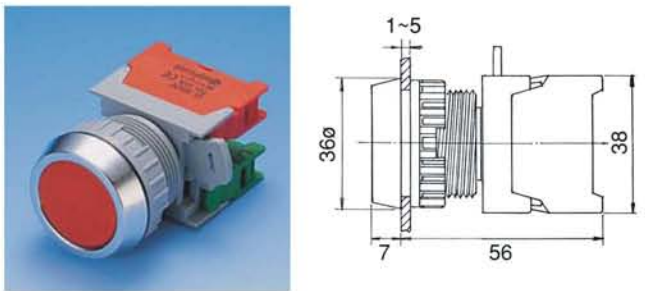
PBF30-1/O  
 PBF30-1/C



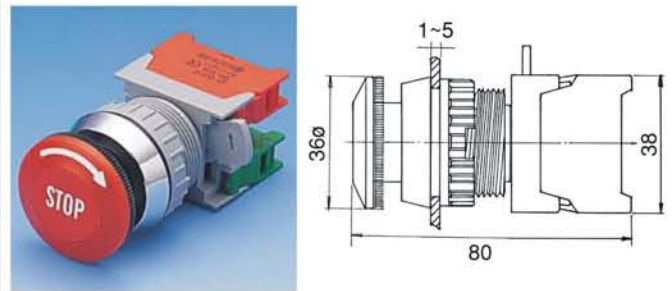
LEB30-1/C , Latching (Reset)



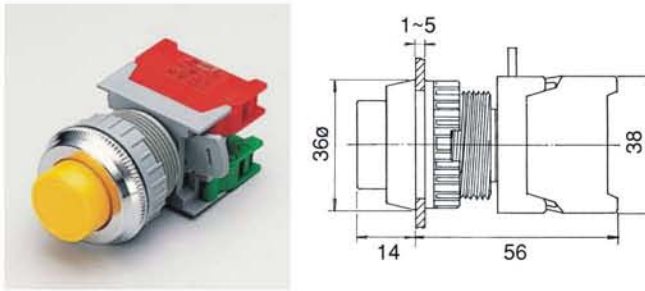
PBF30-1O/C



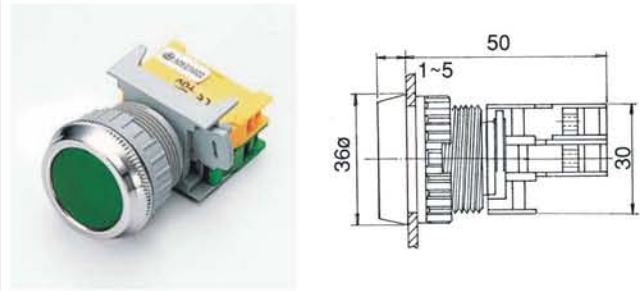
LEB30-1O/C , Latching (Reset)




PBL30-1/O PBL30-1O/C  
 PBL30-1/C



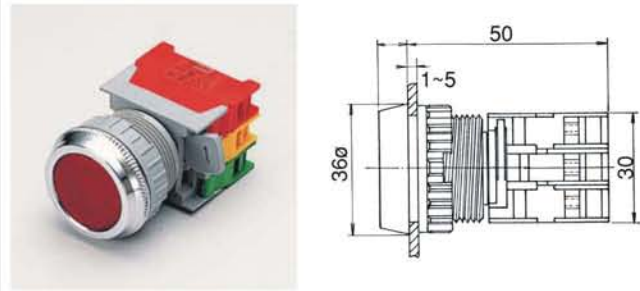
LBF30-1/O , Illuminated  
 LBF30-1/C



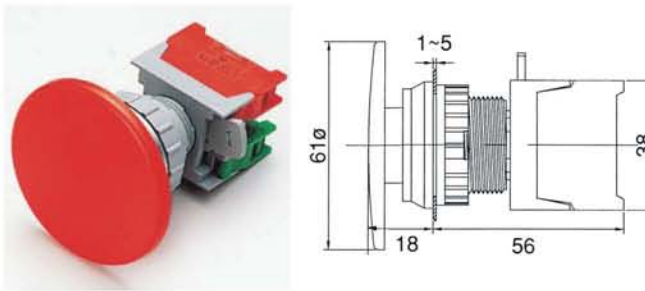
EB30-1/C  
 EB30-1O/C



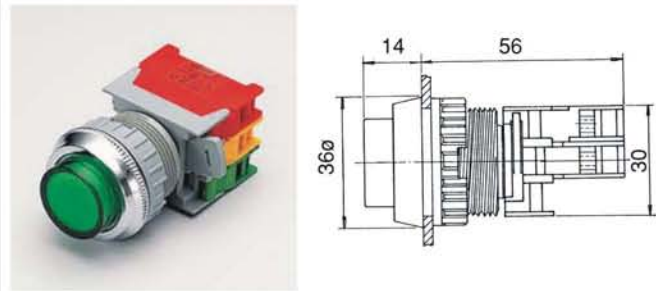
LBF30-1O/C , Illuminated



BEB30-1/C  
 BEB30-1O/C

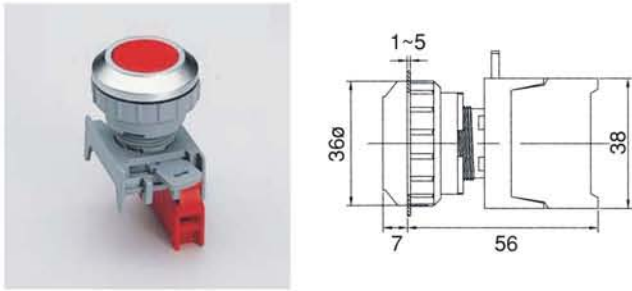


LBL30-1/O , LBL30-1O/C  
 LBL30-1/C

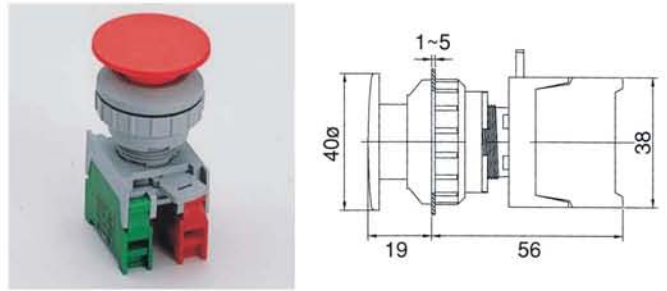


PUSH BUTTON SWITCHES 30ø,IP65

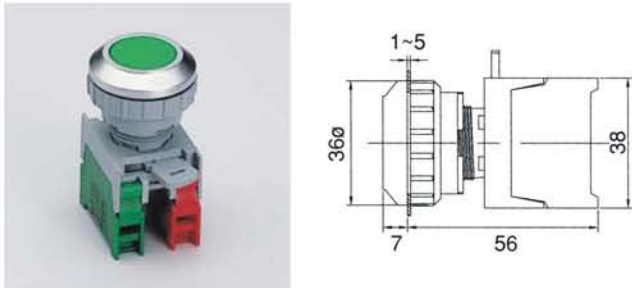
XB30-1/O  
XB30-1/C



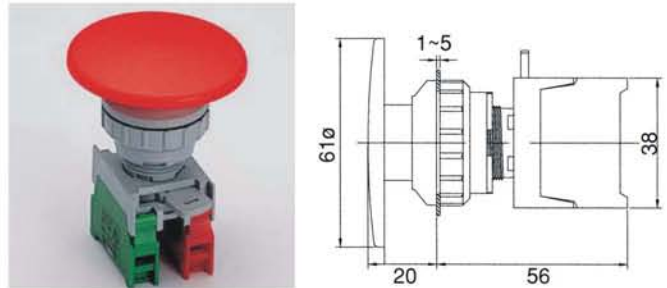
XE30-1/C  
XE30-1/O/C



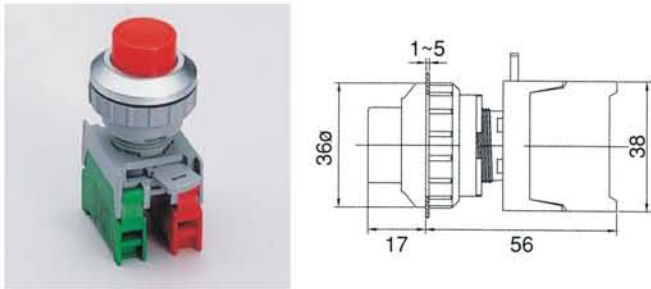
XB30-1O/C



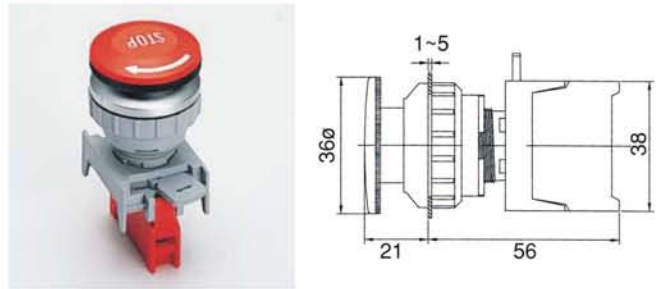
BXE30-1/C  
BXE30-1O/C



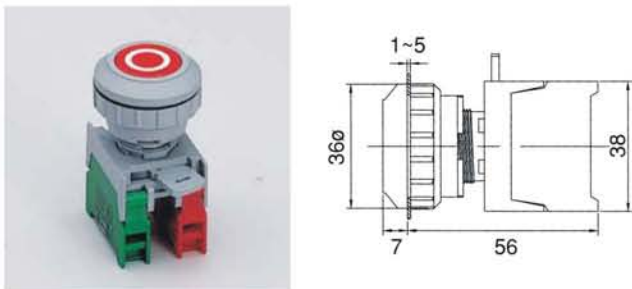
XL30-1/O XL30-1O/C  
XL30-1/C



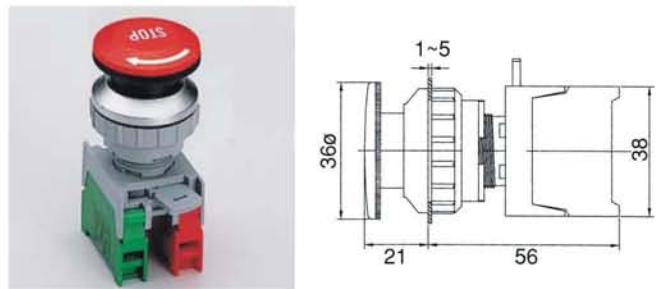
XLEB30-1/C Latching STOP



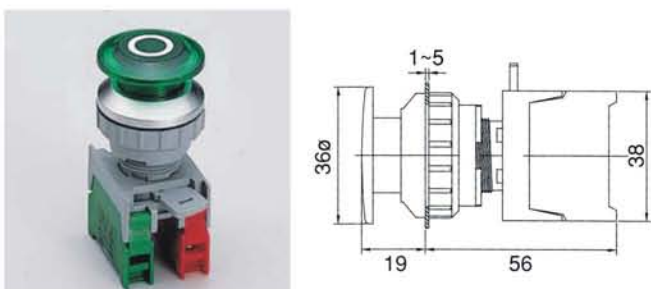
PFL30-1O/C Push ON-Push OFF



XLEB30-1O/C Latching STOP

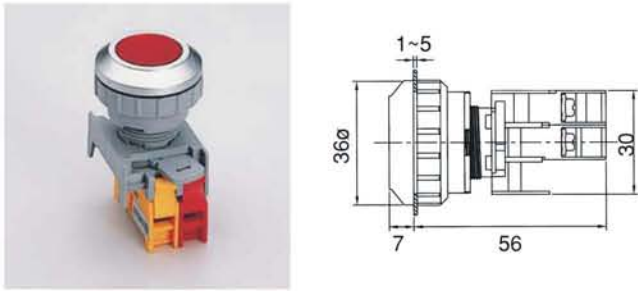


EPFL30-1O/C Push ON-Push OFF

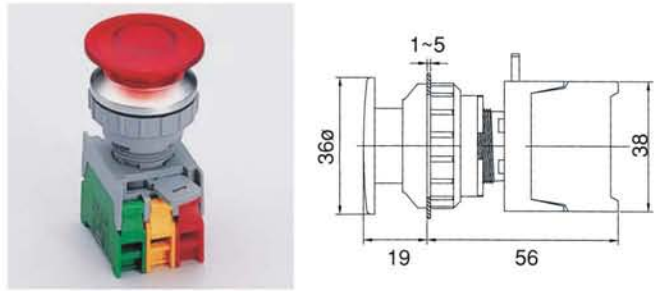


ILLUMINATED PUSH BUTTON 30ø,IP65

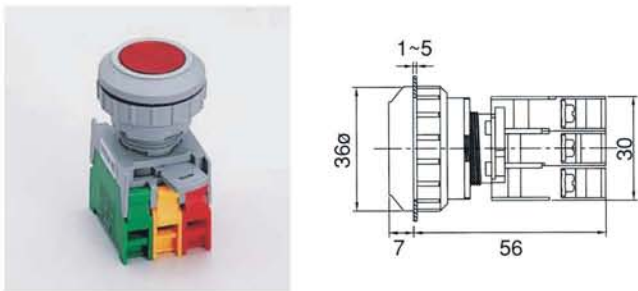
LXB30-1/O  
LXB30-1/C



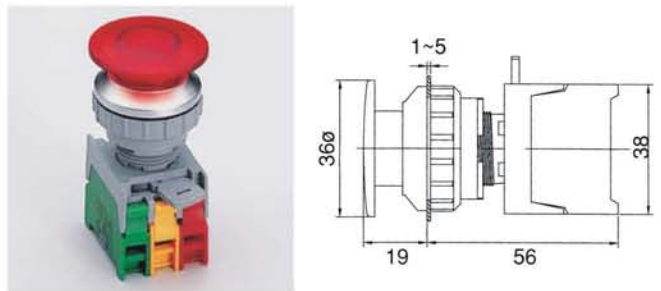
LXE30-1/O  
LXE30-1/C



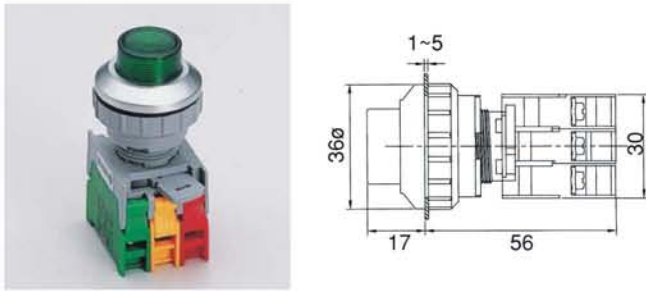
LXB30-1O/C



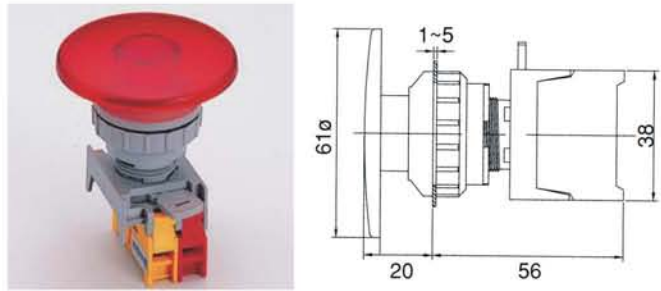
LXE30-1O/C



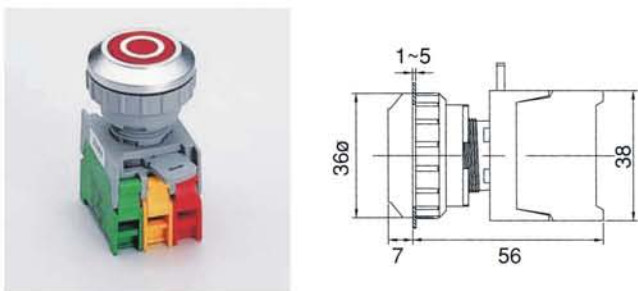
LXL30-1/O LXL30-1O/C  
LXL30-1/C



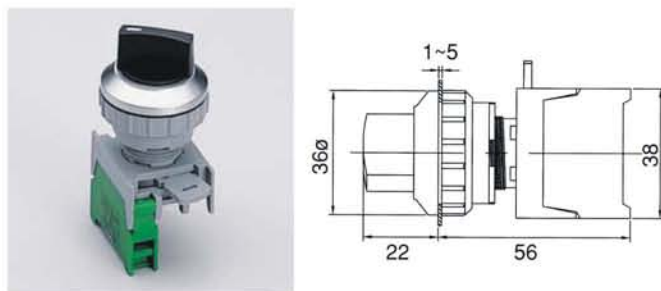
BLXE30-1/O BLXE30-1O/C  
BLXE30-1/C



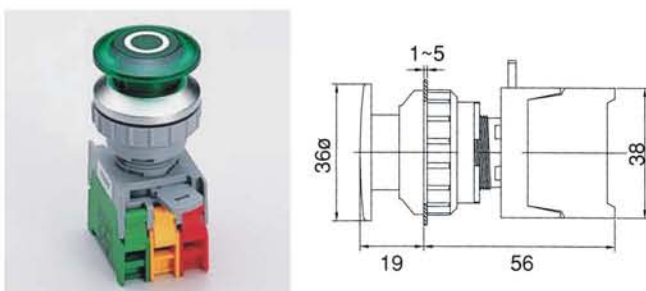
PFL30-1O/C Push ON-Push OFF



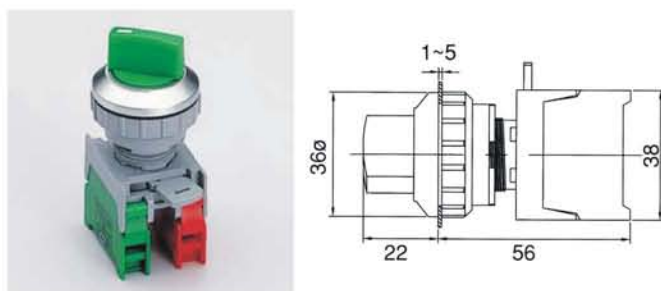
SS30-1/O 0-1  
SS30-1/C 1-0



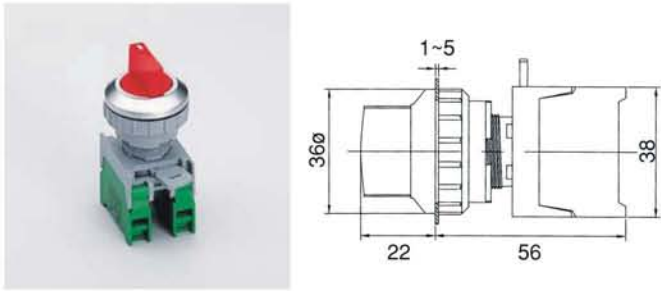
EPFL30-1O/C Push ON-Push OFF



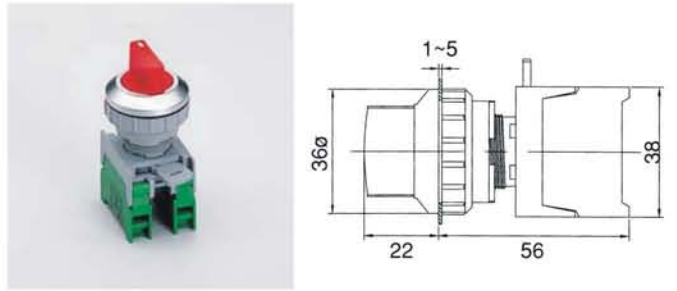
SS30-1O/C 1-2



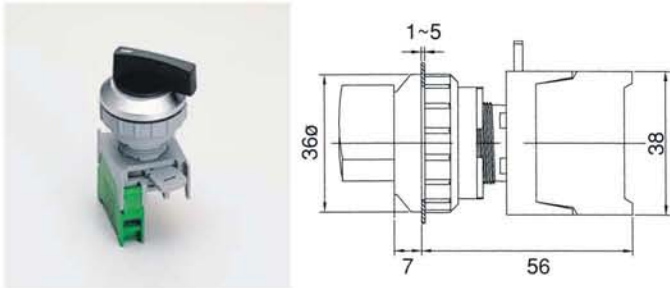
SS30-2/O 1-0-2



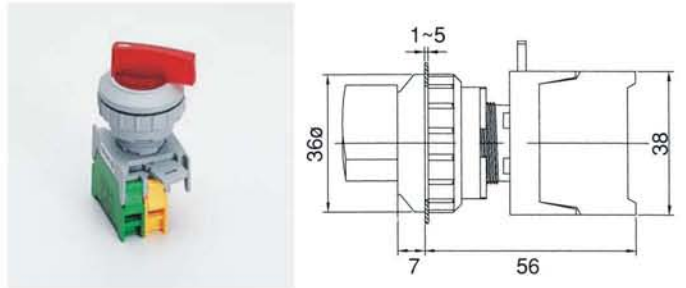
SR30-2/O , 1→0←2 , Spring return  
SR30A-2/O , 1→0-2 , Spring return one side



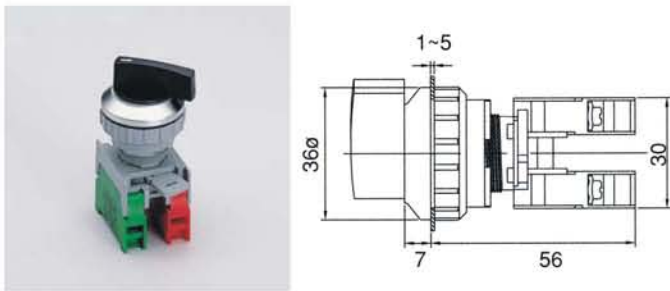
LSS30-1/O , 0-1  
LSS30-1/C , 1-0



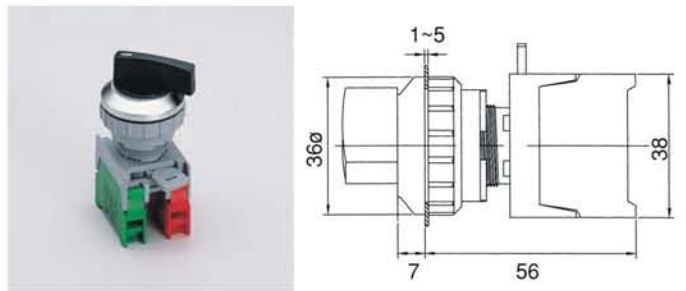
LSR30-1/O , 0←1 , Spring return  
LSR30-1/C , 1←0 , Spring return



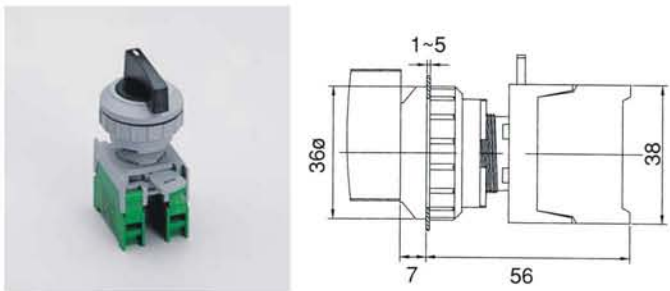
LSS30-10/C , 1-2



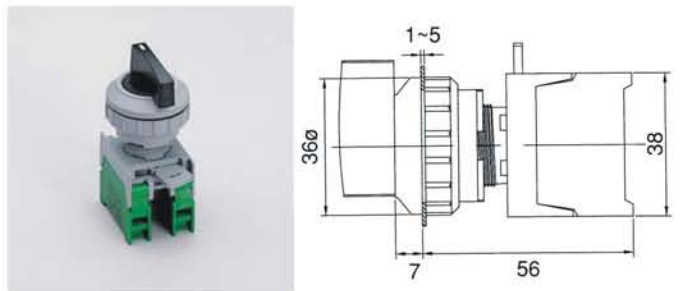
LSR30-10/C , 1←2 , Spring return



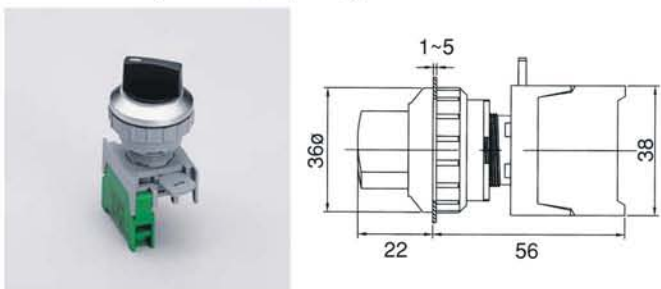
LSS30-2/O , 1-0-2



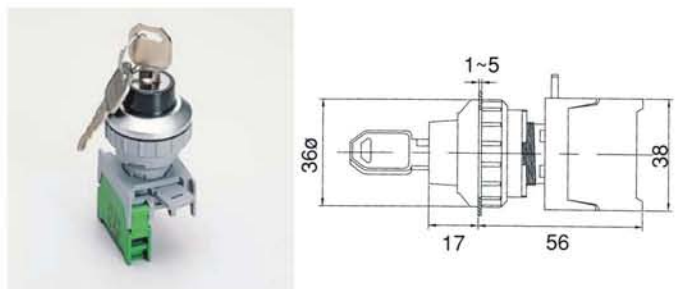
LSR30-2/O , 1→0←2 , Spring return  
LSR30-2/O , 1→0-2 , Spring return one side



SR30-1/O , 0←1 , SR30-10/C 1←2  
SR30-1/C , 1←0 , Spring return



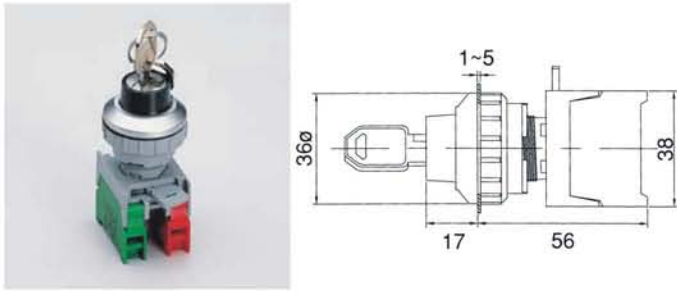
KS30-1/O 0-1  
KS30-1/C 1-0



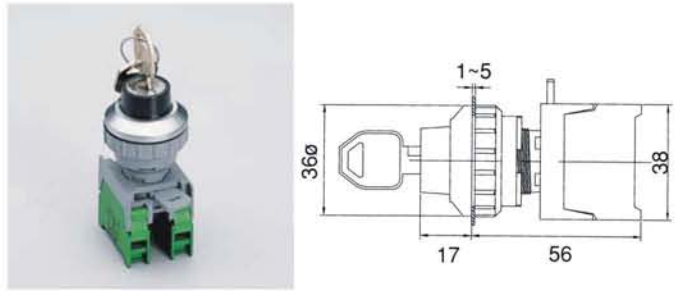
ILLUMINATED SELECTOR SWITCHES  
KEY SELECTOR SWITCHES 30ø,IP65



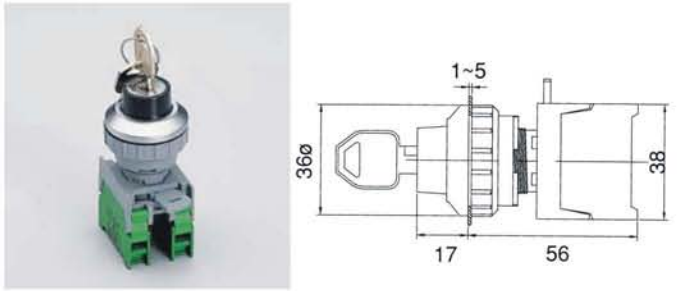
KS30-10/C , 1-2 , Drawable  
KSN30-10/C , 1-2 , Non-drawable



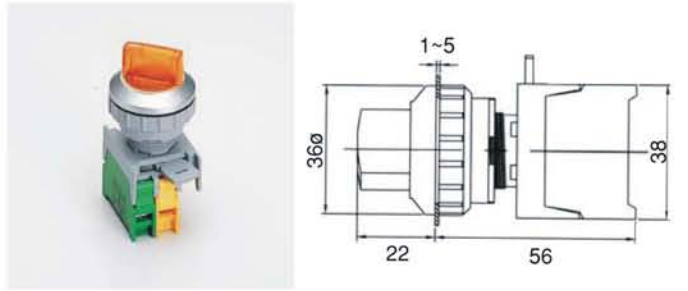
KSR30A-2/O , 1→0-2 , Spring return one side



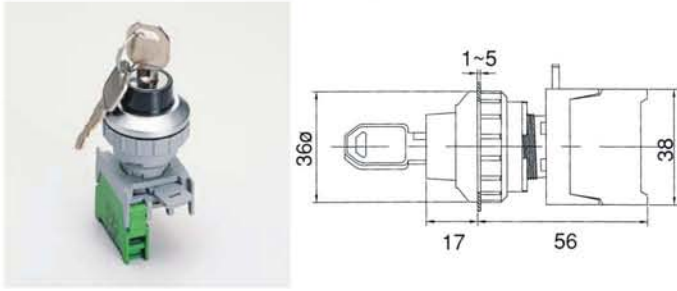
KS30-2/O , 1-0-2 , Drawable  
KSN30-2/O , 1-0-2 , Non-drawable



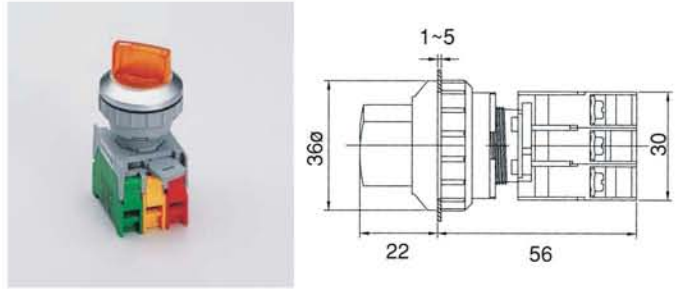
SL30-1/O , 0-1  
SL30-1/C , 1-0



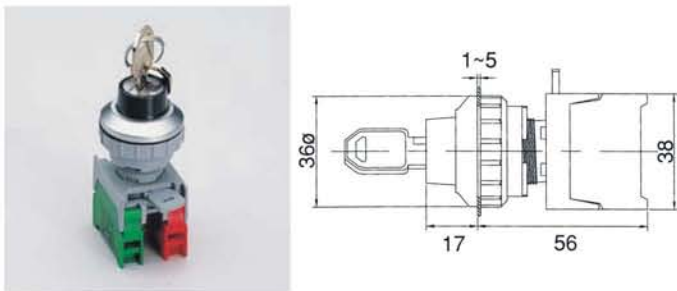
KSR30-1/O , 0←1 , Spring return  
KSR30-1/C , 1←0 , Spring return



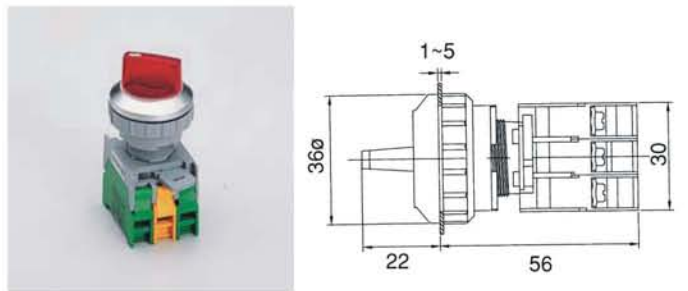
SL30-10/C , 1-2



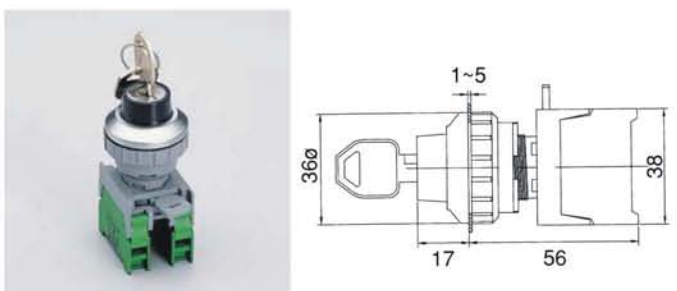
KSR30-10/C , 1←2 , Spring return



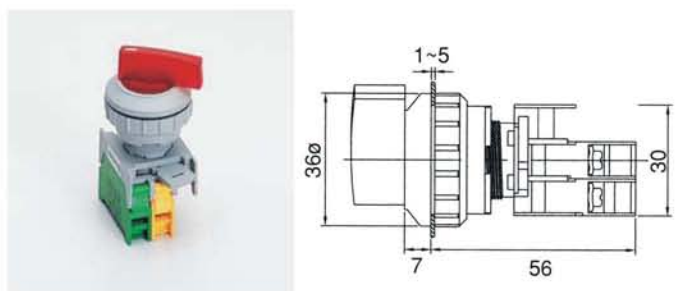
SL30-2/O , 1-0-2



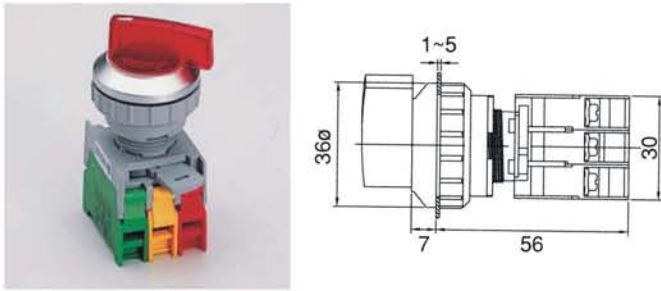
KSR30-2/O , 1→0←2 , Spring return



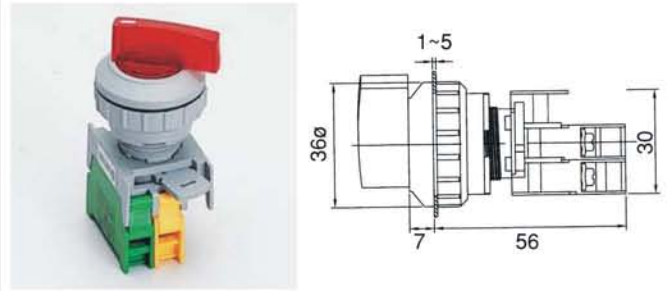
LSL30-1/O , 0-1  
LSL30-1/C , 1-0



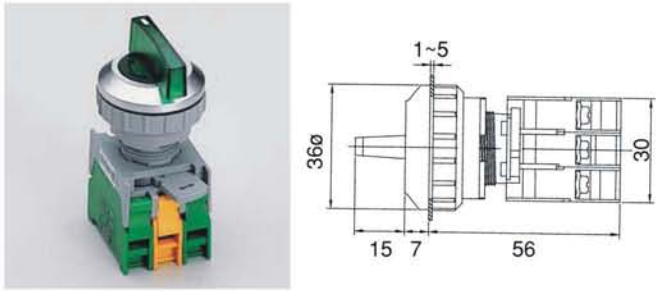
LSL30-1O/C , 1-2



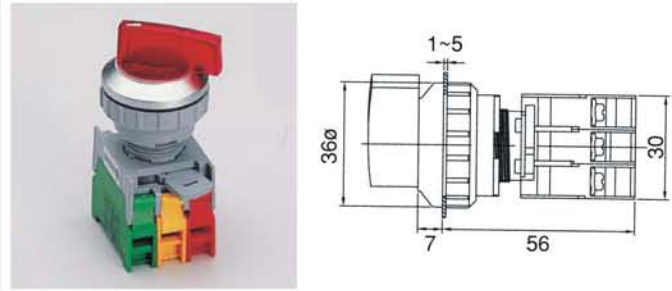
LSRL30-1/O , 0←1  
LSRL30-1/C , 1←0



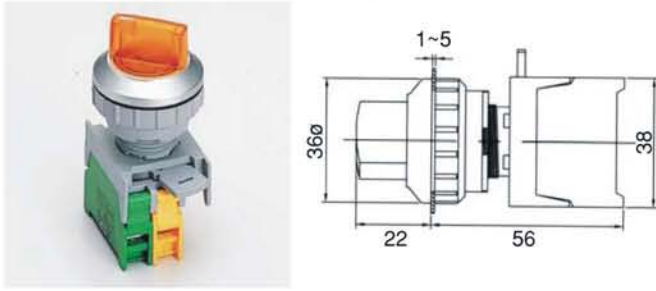
LSL30-2/O , 1-0-2



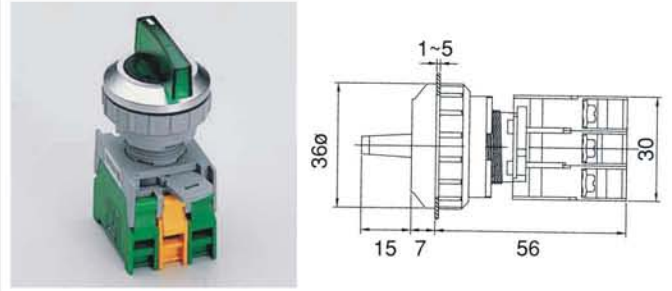
LSRL30-1O/C , 1←2



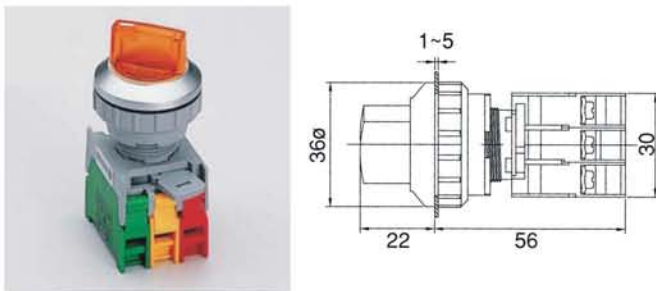
SRL30-1/O , 0←1 , Spring return  
SRL30-1/C , 1←0 , Spring return



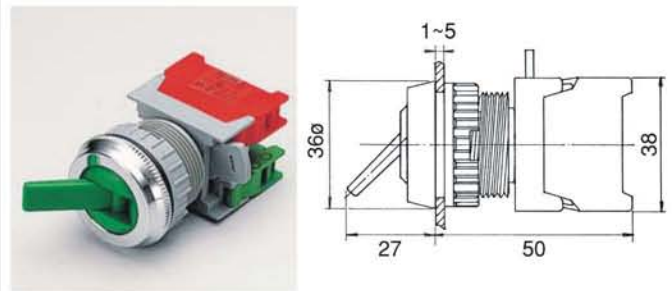
LSRL30-2/O , 1→0←2  
LSRL30A-2/O , 1→0-2



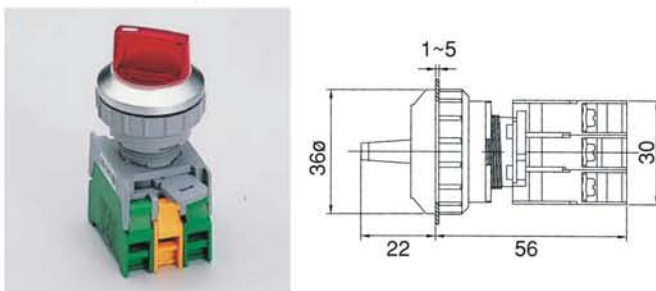
SRL30-1O/C , 1←2



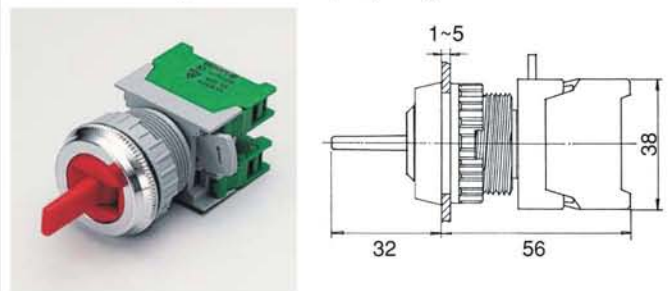
LS30-1/O , 0-1 , LS30-1O/C , 1-2  
LS30-2/O , 0-1



SRL30-2/O , 1→0←2  
SRL30A-2/O , 1→0-2



LUS30-2/O , 1→0←2 , Spring return  
LUS30-2/C , 1→0←2 , Spring return



DOUBLE PUSH BUTTON 22ø,25ø,30ø  
ILLUMINATED DOUBLE PUSH BUTTON

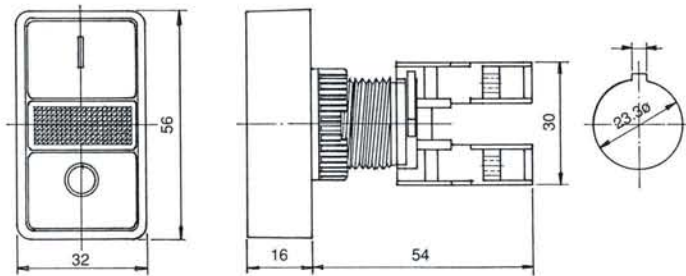



DPB-22N	22	1	10/C
Illuminated type	Mounting hole	Voltage	Type of contact
DPB-22N DPB-25N DPB-30N	22 : 22ø 25 : 25ø 30 : 30ø	1:110V 2:220V 3:380V 4:440V 5:6V 6:12V 7:24V	O: N/O(a) C: N/C(b) O/C: N/O+N/C 1a+1b
Push button			
DPB-22 DPB-25 DPB-30			
DPB	22		10/C

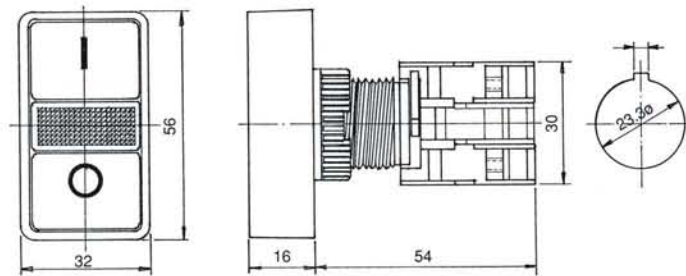
WATER PROOF COVER



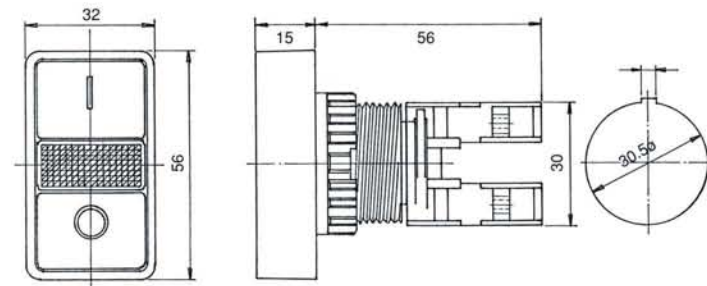

DPB-22  
DPB-25



DPB-22N , Illuminated  
DPB-25N



DPB-30N



DPB-30N , Illuminated

