

CIKACHI

PUSH BUTTON SWITCH

SPECIFICATION

AC 125V	AC 250V	AC 500V	DC 150V	DC 250V	AC 500V
10A	6A	3A	2A	1A	0.4A

APB

25

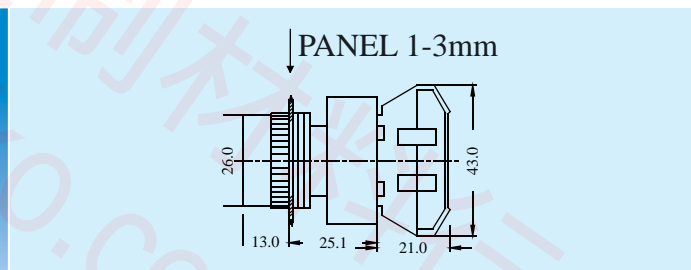
1

O

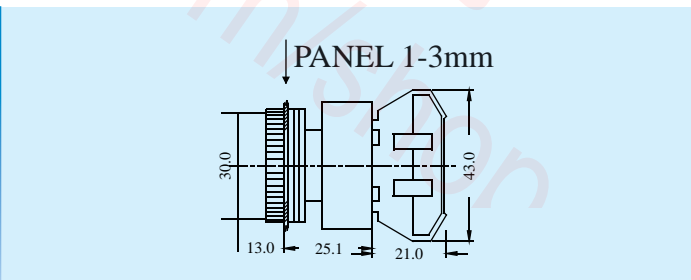
R

Type	Mounting hole	No.of contact	Type of contact	Head color
APB :Standard Head	22: 22mm \varnothing	1 - 4	O : N/O (a) (1/O)	R : Red
APBL :Long Head	25: 25mm \varnothing		C : N/C (b) (1/C)	G : Green
AEPB :Mushroom Head	25: 25mm \varnothing		O/C : N/O + N/C	Y : Yellow
AEPBS :Small Mushroom Head	30: 30mm \varnothing		(1O/C)	BK : Black
ALEPB :Push Lock	30: 30mm \varnothing		(1a + 1b)	BL : Blue

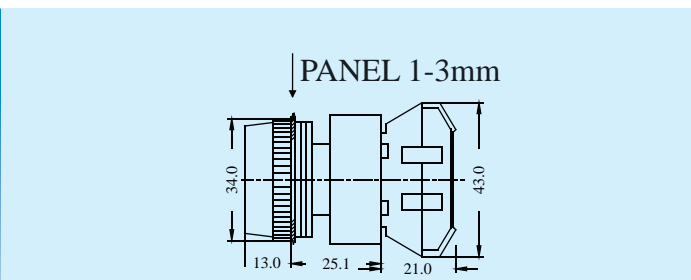
APB-22



APB-25



APB-30



SPECIFICATION

AC 125V	AC 250V	AC 500V	DC 150V	DC 250V	AC 500V
10A	6A	3A	2A	1A	0.4A

APBL

25

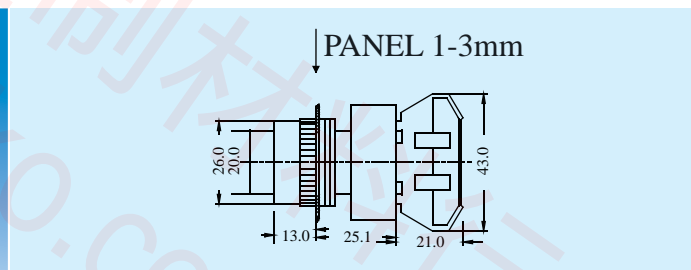
1

O

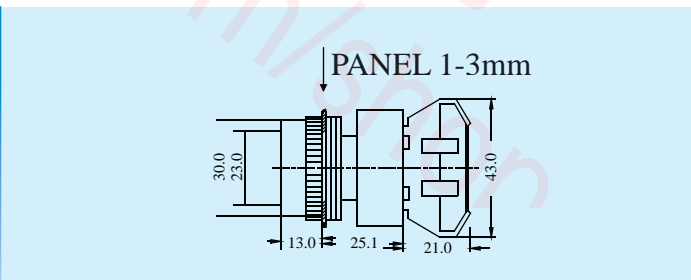
R

Type	Mounting hole	No.of contact	Type of contact	Head color
APB :Standard Head	22: 22mm \varnothing	1 - 4	O : N/O (a) (1/O)	R : Red
APBL :Long Head			C : N/C (b) (1/C)	G : Green
AEPB :Mushroom Head	25: 25mm \varnothing		O/C : N/O + N/C	Y : Yellow
AEPBS :Small Mushroom Head	30: 30mm \varnothing		(1O/C)	BK : Black
ALEPB :Push Lock			(1a + 1b)	BL : Blue

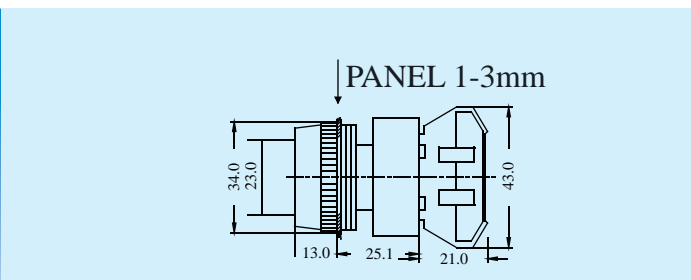
APBL-22



APBL-25



APBL-30



CIKACHI

PUSH BUTTON SWITCH

SPECIFICATION

AC 125V	AC 250V	AC 500V	DC 150V	DC 250V	AC 500V
10A	6A	3A	2A	1A	0.4A

AEPB

25

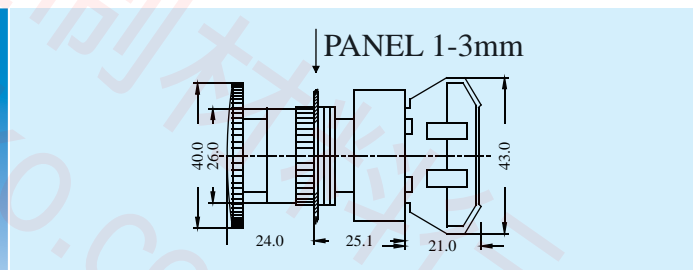
1

O

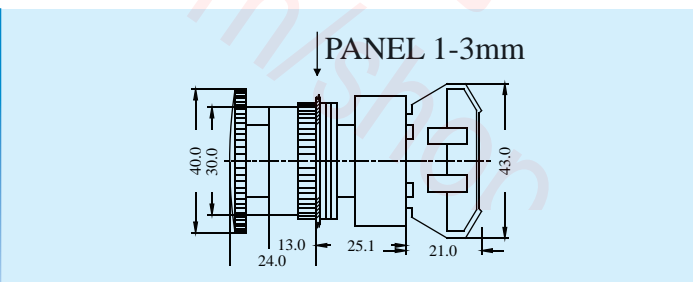
R

Type	Mounting hole	No.of contact	Type of contact	Head color
APB :Standard Head	22: 22mm \varnothing	1 - 4	O : N/O (a) (1/O)	R : Red
APBL :Long Head			C : N/C (b) (1/C)	G : Green
AEPB :Mushroom Head	25: 25mm \varnothing		O/C : N/O + N/C (10/C)	Y : Yellow
AEPBS :Small Mushroom Head	30: 30mm \varnothing		(1a + 1b)	BK : Black
ALEPB :Push Lock				BL : Blue

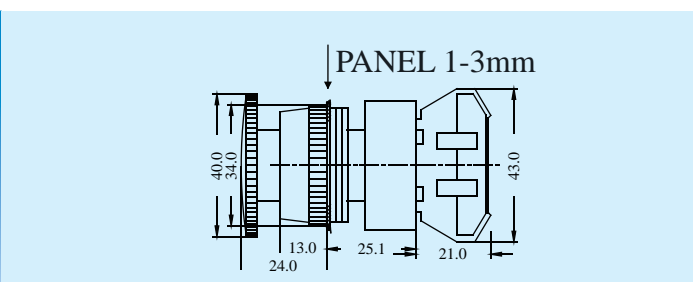
AEPB-22



AEPB-25



AEPB-30

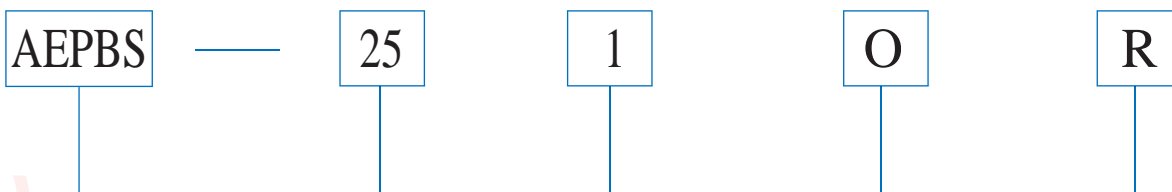


CIKACHI

PUSH BUTTON SWITCH

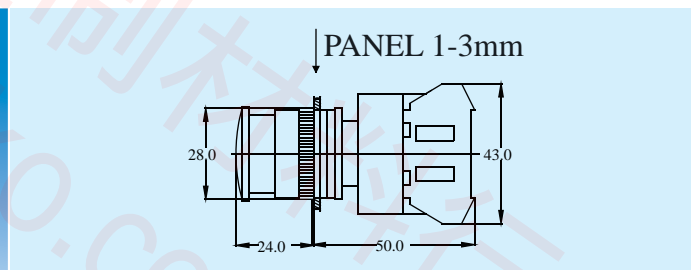
SPECIFICATION

AC 125V	AC 250V	AC 500V	DC 150V	DC 250V	AC 500V
10A	6A	3A	2A	1A	0.4A

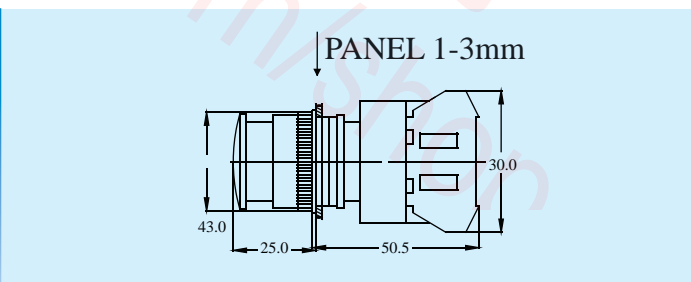


Type	Mounting hole	No.of contact	Type of contact	Head color
APB :Standard Head	22: 22mm \varnothing	1 - 4	O : N/O (a) (1/O)	R : Red
APBL :Long Head			C : N/C (b) (1/C)	G : Green
AEPB :Mushroom Head	25: 25mm \varnothing		O/C : N/O + N/C (10/C)	Y : Yellow
AEPBS :Small Mushroom Head	30: 30mm \varnothing		(1a + 1b)	BK : Black
ALEPB :Push Lock				BL : Blue

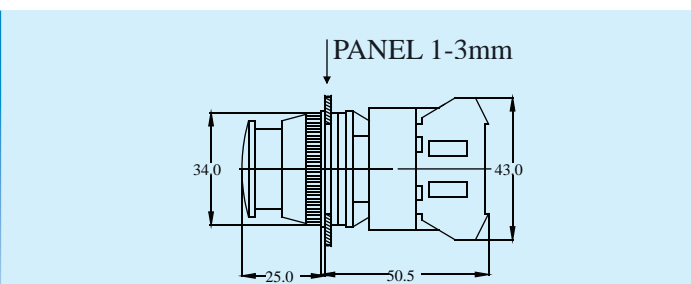
AEPBS-22



AEPBS-25



AEPBS-30



CIKACHI

PUSH BUTTON SWITCH

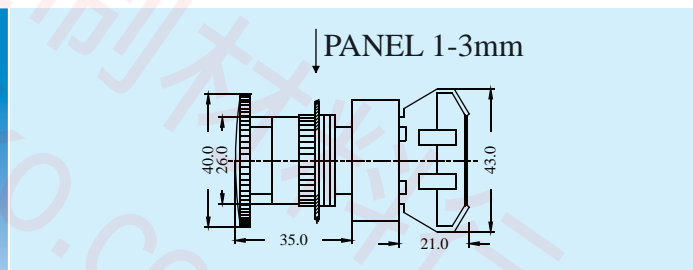
SPECIFICATION

AC 125V	AC 250V	AC 500V	DC 150V	DC 250V	AC 500V
10A	6A	3A	2A	1A	0.4A

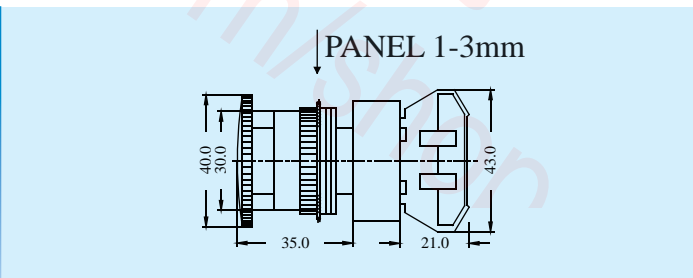
ALEPB — 25 1 O R

Type	Mounting hole	No.of contact	Type of contact	Head color
APB :Standard Head	22: 22mm \varnothing	1 - 4	O : N/O (a) (1/O)	R : Red
APBL :Long Head			C : N/C (b) (1/C)	G : Green
AEPB :Mushroom Head	25: 25mm \varnothing		O/C : N/O + N/C (10/C)	Y : Yellow
AEPBS :Small Mushroom Head	30: 30mm \varnothing		(1a + 1b)	BK : Black
ALEPB :Push Lock				BL : Blue

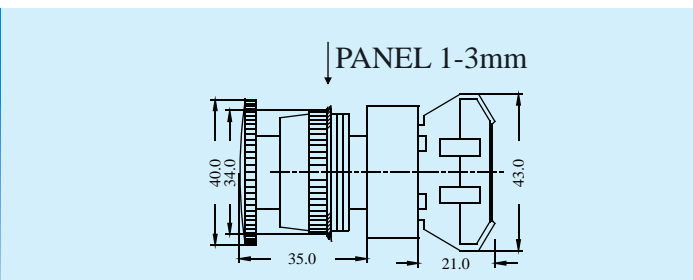
ALEPB-22



ALEPB-25



ALEPB-30



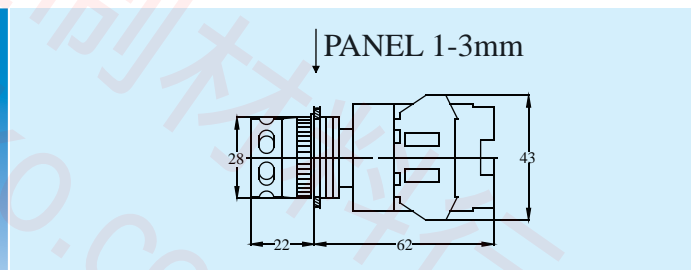
SPECIFICATION

AC 125V	AC 250V	AC 500V	DC 150V	DC 250V	AC 500V
10A	6A	3A	2A	1A	0.4A

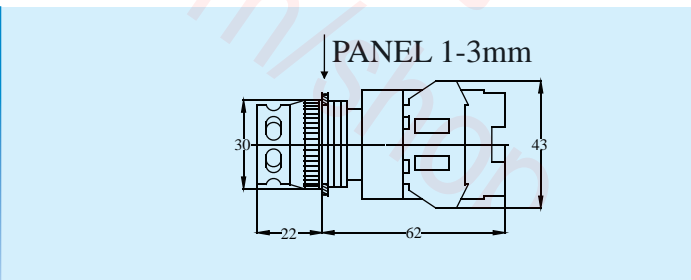
NFPB — 25 1 1 O R

Type	Mounting hole	Vol.	No.of contact	Type of contact	Head color
NFPB :Flat Head	22: 22mm \varnothing	1. 12V	1 - 4	O : N/O (a) (1/O)	R : Red
NLPB :Long Head		2. 24V		C : N/C (b) (1/C)	G : Green
ANLPB :Direct Type	25: 25mm \varnothing	3. 30V		O/C : N/O + N/C	Y : Yellow
NIEPB :Direct Type		4. 110V		(10/C)	BK : Black
NILEPB:Direct Type	30: 30mm \varnothing	5. 220V		(1a + 1b)	BL : Blue
		6. 380V			
		7. 440V			

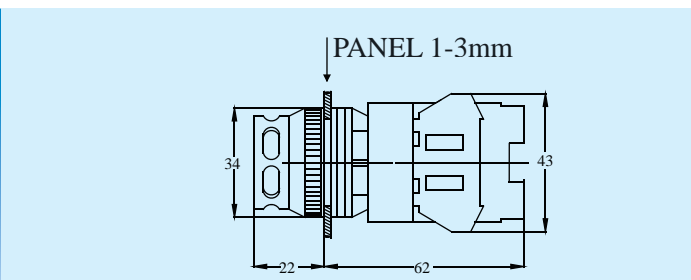
NFPB-22



NFPB-25



NFPB-30



SPECIFICATION

AC 125V	AC 250V	AC 500V	DC 150V	DC 250V	AC 500V
10A	6A	3A	2A	1A	0.4A

NLPB

25

1

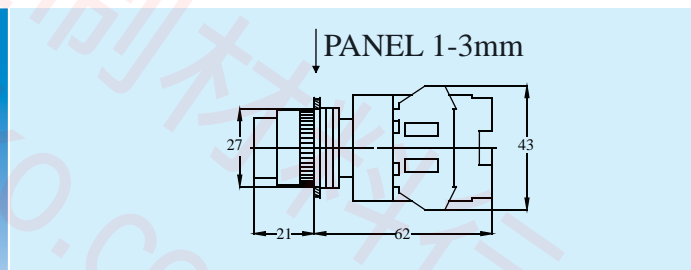
1

O

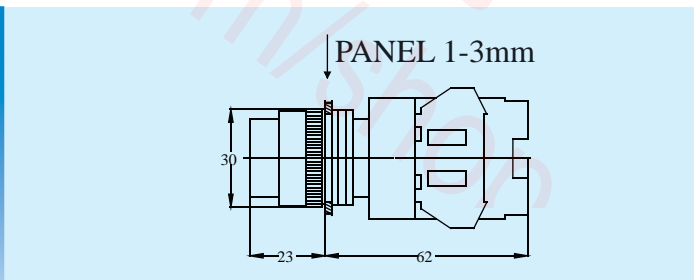
R

Type	Mounting hole	Vol.	No.of contact	Type of contact	Head color
NFPB :Flat Head	22: 22mm \varnothing	1. 12V	1 - 4	O : N/O (a) (1/O)	R : Red
NLPB :Long Head		2. 24V			G : Green
ANLPB :Direct Type	25: 25mm \varnothing	3. 30V		C : N/C (b) (1/C)	Y : Yellow
NIEPB :Direct Type		4. 110V			O/C : N/O + N/C (10/C) (1a + 1b)
NILEPB:Direct Type	30: 30mm \varnothing	5. 220V		BL : Blue	
		6. 380V			
	7. 440V				

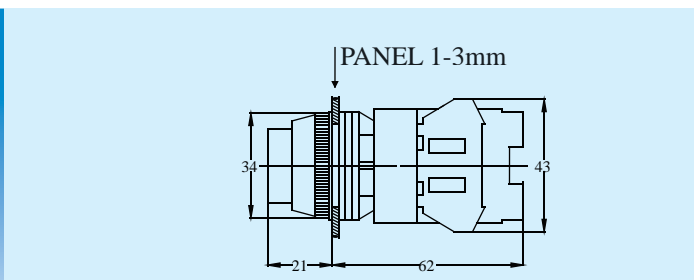
NLPB-22



NLPB-25



NLPB-30



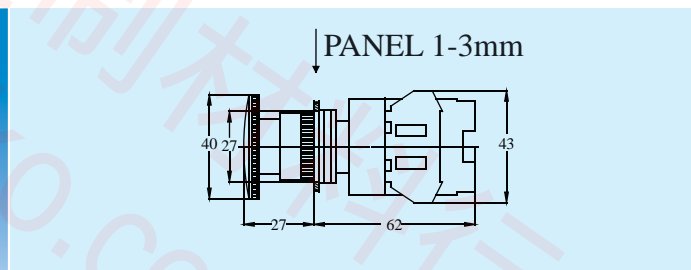
SPECIFICATION

AC 125V	AC 250V	AC 500V	DC 150V	DC 250V	AC 500V
10A	6A	3A	2A	1A	0.4A

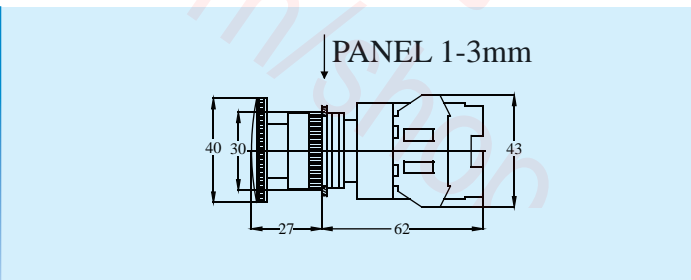
NIEPB — 25 1 1 O R

Type	Mounting hole	Vol.	No.of contact	Type of contact	Head color
NFPB :Flat Head	22: 22mm \varnothing	1. 12V	1 - 4	O : N/O (a) (1/O)	R : Red
NLPB :Long Head	25: 25mm \varnothing	2. 24V		C : N/C (b) (1/C)	G : Green
ANLPB :Direct Type		3. 30V		O/C : N/O + N/C (10/C) (1a + 1b)	Y : Yellow
NIEPB :Direct Type	30: 30mm \varnothing	4. 110V			BK : Black
NILEPB:Direct Type		5. 220V			
		6. 380V			
		7. 440V		BL : Blue	

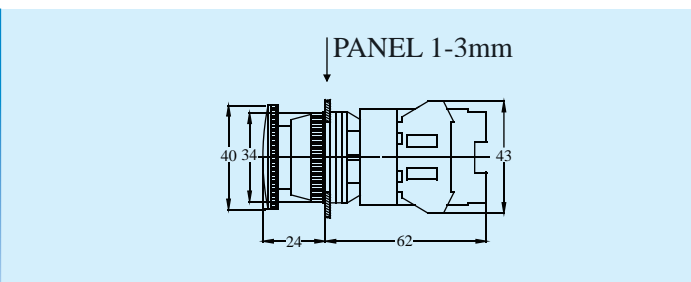
NIEPB-22



NIEPB-25



NIEPB-30



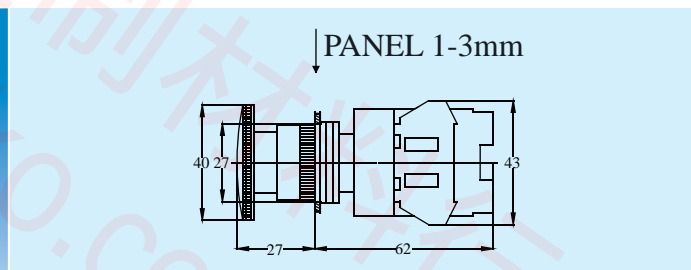
SPECIFICATION

AC 125V	AC 250V	AC 500V	DC 150V	DC 250V	AC 500V
10A	6A	3A	2A	1A	0.4A

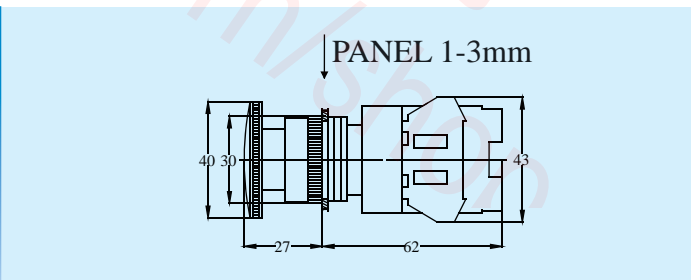
NILEPB — 25 1 1 O R

Type	Mounting hole	Vol.	No.of contact	Type of contact	Head color
NFPB :Flat Head	22: 22mm \varnothing	1. 12V	1 - 4	O : N/O (a) (1/O)	R : Red
NLPB :Long Head		2. 24V		C : N/C (b) (1/C)	G : Green
ANLPB :Direct Type	25: 25mm \varnothing	3. 30V		O/C : N/O + N/C	Y : Yellow
NIEPB :Direct Type		4. 110V		(10/C)	BK : Black
NILEPB:Direct Type	30: 30mm \varnothing	5. 220V		(1a + 1b)	BL : Blue
		6. 380V			
		7. 440V			

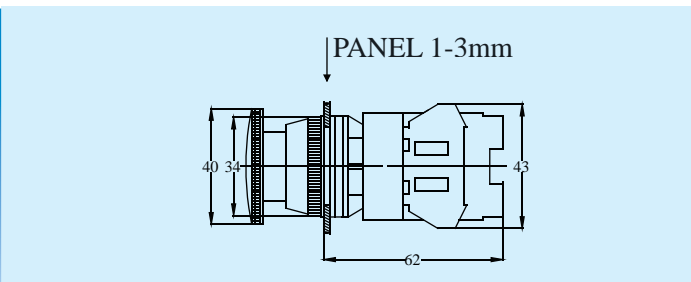
NILEPB-22



NILEPB-25



NILEPB-30



CIKACHI

ILLUMINATED PUSH BUTTON SWITCH

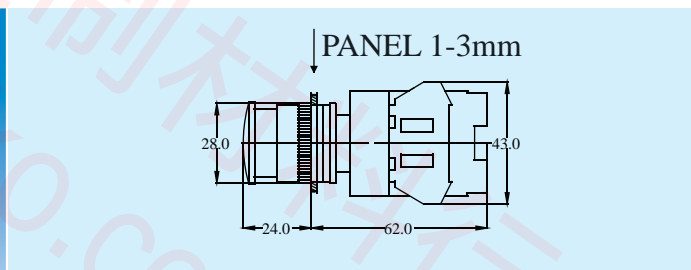
SPECIFICATION

AC 125V	AC 250V	AC 500V	DC 150V	DC 250V	AC 500V
10A	6A	3A	2A	1A	0.4A

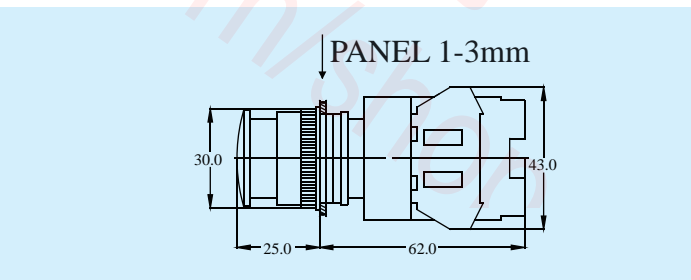
ANLPB — 25 1 1 O R

Type	Mounting hole	Vol.	No.of contact	Type of contact	Head color
NFPB :Flat Head	22: 22mm \varnothing	1. 12V	1 - 4	O : N/O (a) (1/O)	R : Red
NLPB :Long Head		2. 24V		C : N/C (b) (1/C)	G : Green
ANLPB :Direct Type	25: 25mm \varnothing	3. 30V		O/C : N/O + N/C	Y : Yellow
NIEPB :Direct Type		4. 110V		(10/C)	BK : Black
NILEPB:Direct Type	30: 30mm \varnothing	5. 220V		(1a + 1b)	BL : Blue
		6. 380V			
		7. 440V			

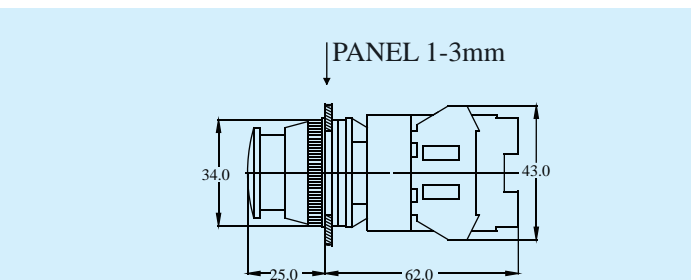
ANLPB-22



ANLPB-25



ANLPB-30



CIKACHI

ALTERNATE PUSH BUTTON SWITCH

SPECIFICATION

AC 125V	AC 250V	AC 500V	DC 150V	DC 250V	AC 500V
10A	6A	3A	2A	1A	0.4A

APB

25

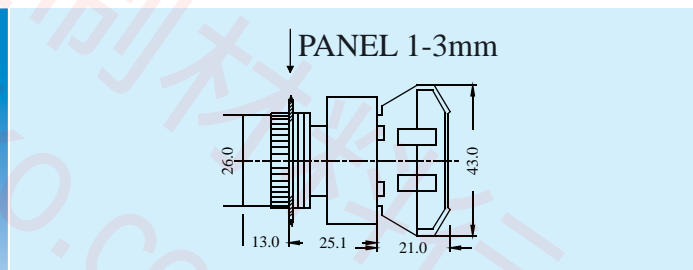
1

O

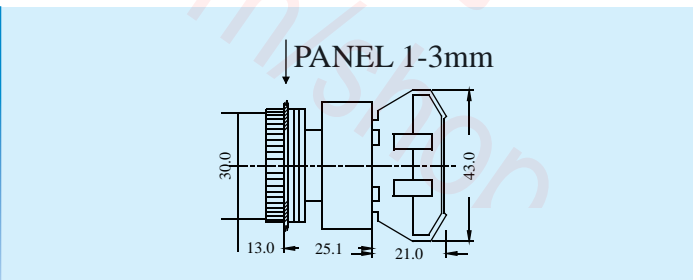
R

Type	Mounting hole	No.of contact	Type of contact	Head color
APB :Standard Head	22: 22mm \varnothing	1 - 4	O : N/O (a) (1/O)	R : Red
APBL :Long Head	25: 25mm \varnothing		C : N/C (b) (1/C)	G : Green
AEPB :Mushroom Head	25: 25mm \varnothing		O/C : N/O + N/C	Y : Yellow
AEPBS :Small Mushroom Head	30: 30mm \varnothing		(1O/C)	BK : Black
ALEPB :Push Lock	30: 30mm \varnothing		(1a + 1b)	BL : Blue

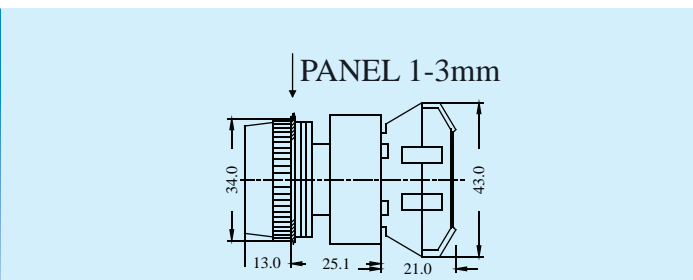
APB-22L



APB-25L



APB-30L



CIKACHI

ALTERNATE PUSH BUTTON SWITCH

SPECIFICATION

AC 125V	AC 250V	AC 500V	DC 150V	DC 250V	AC 500V
10A	6A	3A	2A	1A	0.4A

APBL

25

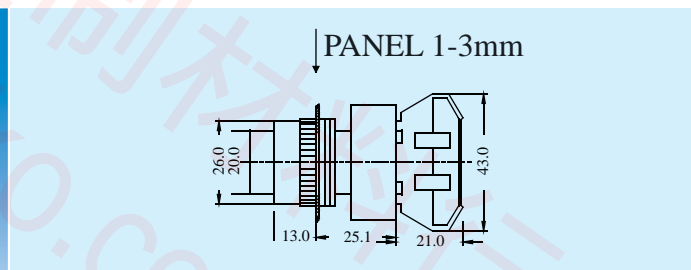
1

O

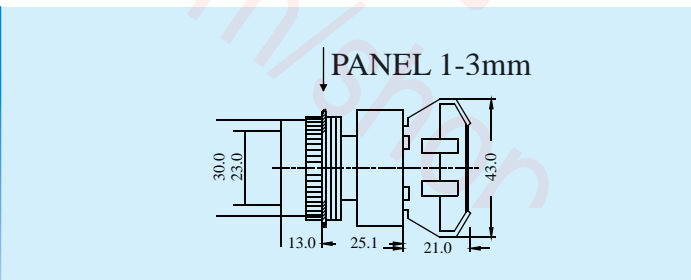
R

Type	Mounting hole	No. of contact	Type of contact	Head color
APB :Standard Head	22: 22mm \varnothing	1 - 4	O : N/O (a) (1/O)	R : Red
APBL :Long Head	25: 25mm \varnothing		C : N/C (b) (1/C)	G : Green
AEPB :Mushroom Head	25: 25mm \varnothing		O/C : N/O + N/C	Y : Yellow
AEPBS :Small Mushroom Head	30: 30mm \varnothing		(1O/C)	BK : Black
ALEPB :Push Lock			(1a + 1b)	BL : Blue

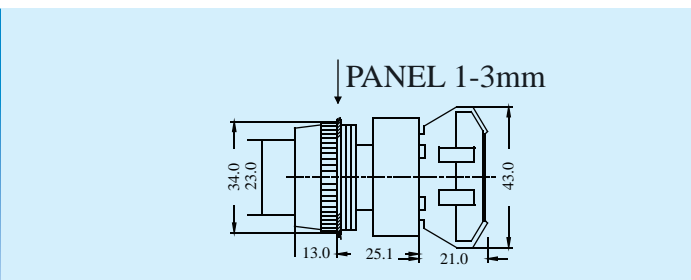
APBL-22L



APBL-25L



APBL-30L



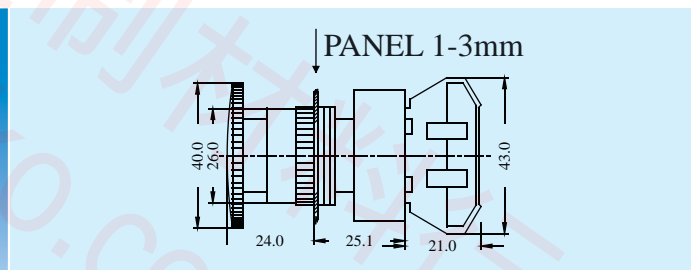
SPECIFICATION

AC 125V	AC 250V	AC 500V	DC 150V	DC 250V	AC 500V
10A	6A	3A	2A	1A	0.4A

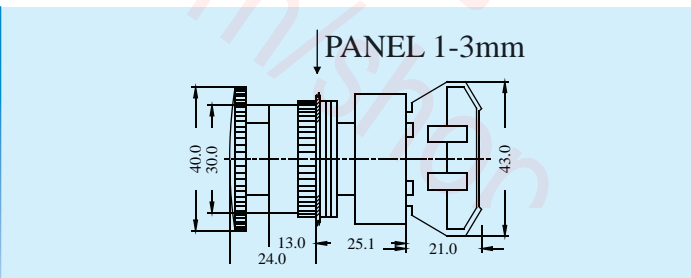
AEPB — 25 1 O R

Type	Mounting hole	No.of contact	Type of contact	Head color
APB :Standard Head	22: 22mm \varnothing	1 - 4	O : N/O (a) (1/O)	R : Red
APBL :Long Head			C : N/C (b) (1/C)	G : Green
AEPB :Mushroom Head	25: 25mm \varnothing		O/C : N/O + N/C (10/C)	Y : Yellow
AEPBS :Small Mushroom Head	30: 30mm \varnothing		(1a + 1b)	BK : Black
ALEPB :Push Lock				BL : Blue

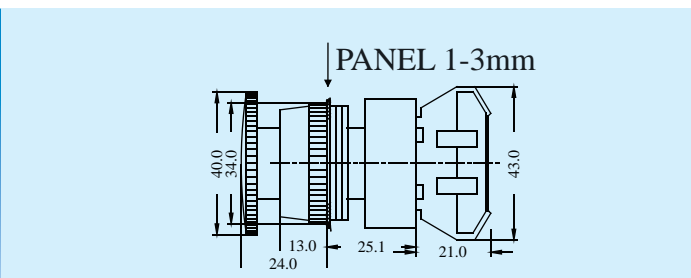
AEPB-22L



AEPB-25L

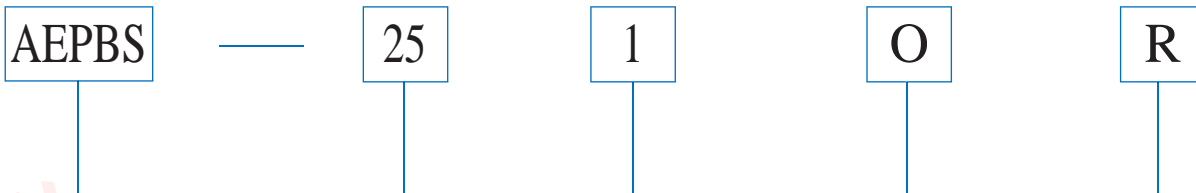


AEPB-30L



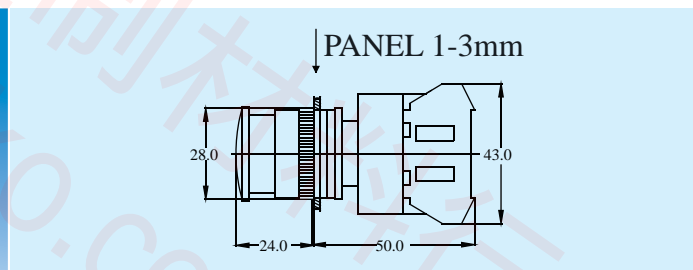
SPECIFICATION

AC 125V	AC 250V	AC 500V	DC 150V	DC 250V	AC 500V
10A	6A	3A	2A	1A	0.4A

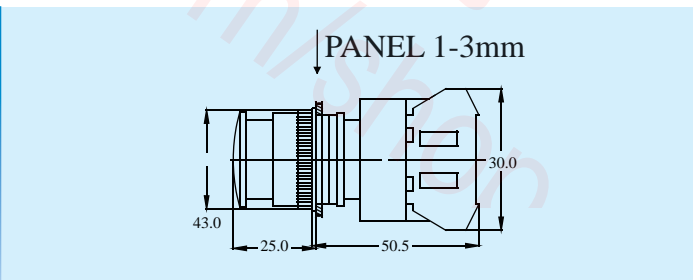


Type	Mounting hole	No.of contact	Type of contact	Head color
APB :Standard Head	22: 22mm \varnothing	1 - 4	O : N/O (a) (1/O)	R : Red
APBL :Long Head			C : N/C (b) (1/C)	G : Green
AEPB :Mushroom Head	25: 25mm \varnothing		O/C : N/O + N/C (10/C)	Y : Yellow
AEPBS :Small Mushroom Head	30: 30mm \varnothing		(1a + 1b)	BK : Black
ALEPB :Push Lock				BL : Blue

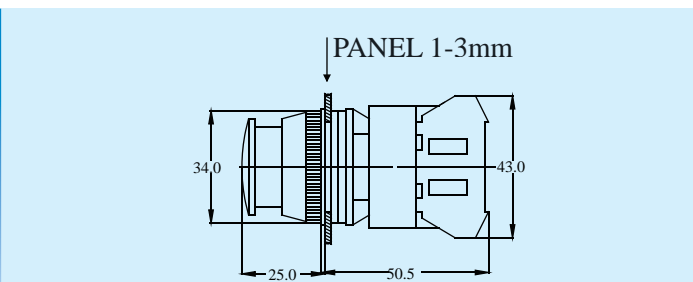
AEPBS-22L



AEPBS-25L



AEPBS-30L

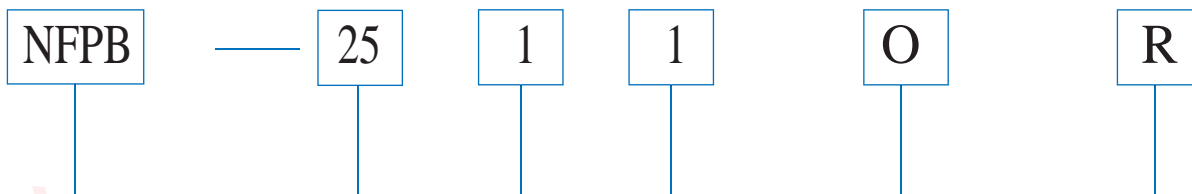


CIKACHI

ALTERNATE ILLUMINATED PUSH BUTTON SWITCH

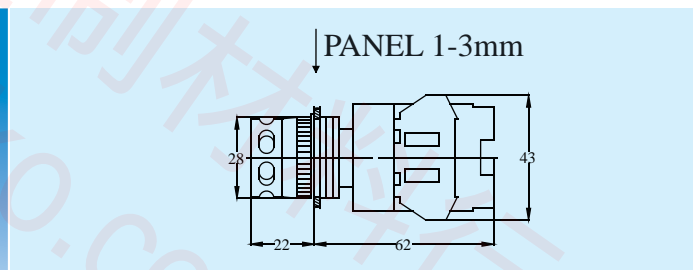
SPECIFICATION

AC 125V	AC 250V	AC 500V	DC 150V	DC 250V	AC 500V
10A	6A	3A	2A	1A	0.4A

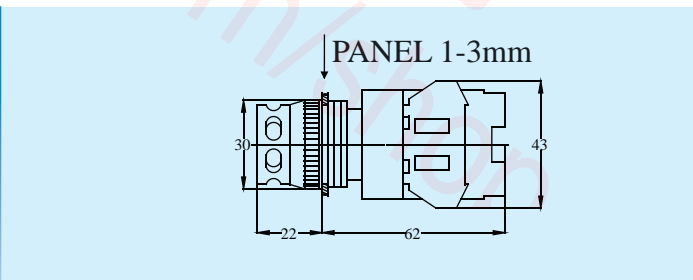


Type	Mounting hole	Vol.	No. of contact	Type of contact	Head color
NFPB :Flat Head	22: 22mm \varnothing	1. 12V	1 - 4	O : N/O (a) (1/O)	R : Red
NLPB :Long Head		2. 24V			G : Green
ANLPB :Direct Type	3. 30V	C : N/C (b) (1/C)			Y : Yellow
NIEPB :Direct Type	25: 25mm \varnothing	4. 110V		O/C : N/O + N/C (10/C) (1a + 1b)	BK : Black BL : Blue
NILEPB:Direct Type		5. 220V			
		6. 380V			
	30: 30mm \varnothing	7. 440V			

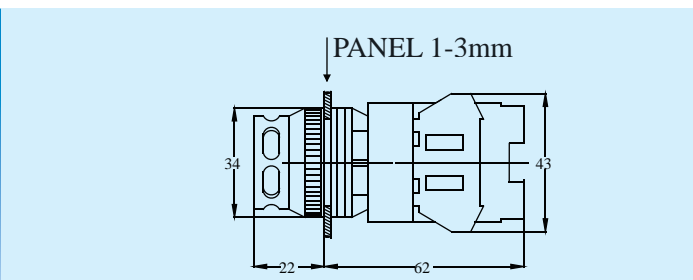
NFPB-22L



NFPB-25L



NFPB-30L



CIKACHI

ALTERNATE ILLUMINATED PUSH BUTTON SWITCH

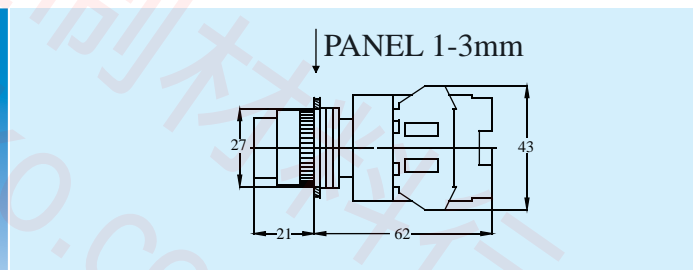
SPECIFICATION

AC 125V	AC 250V	AC 500V	DC 150V	DC 250V	AC 500V
10A	6A	3A	2A	1A	0.4A

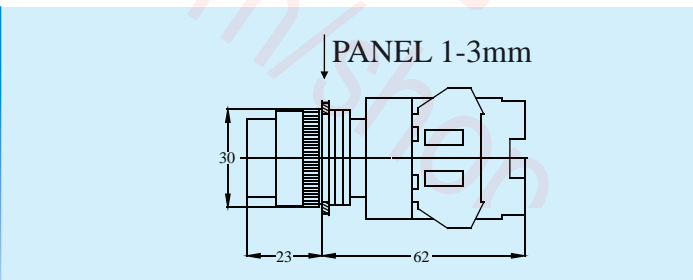
NLPB — 25 1 1 O R

Type	Mounting hole	Vol.	No.of contact	Type of contact	Head color
NFPB :Flat Head	22: 22mm \varnothing	1. 12V	1 - 4	O : N/O (a) (1/O)	R : Red
NLPB :Long Head		2. 24V		C : N/C (b) (1/C)	G : Green
ANLPB :Direct Type	25: 25mm \varnothing	3. 30V		O/C : N/O + N/C	Y : Yellow
NIEPB :Direct Type	30: 30mm \varnothing	4. 110V		(10/C)	BK : Black
NILEPB:Direct Type		5. 220V		(1a + 1b)	BL : Blue
		6. 380V			
		7. 440V			

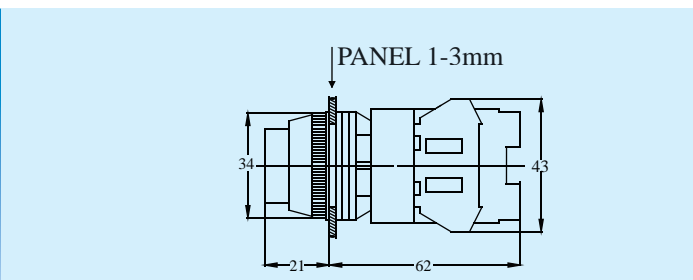
NLPB-22L



NLPB-25L



NLPB-30L



SPECIFICATION

AC 125V	AC 250V	AC 500V	DC 150V	DC 250V	AC 500V
10A	6A	3A	2A	1A	0.4A

NIEPB

—

25

1

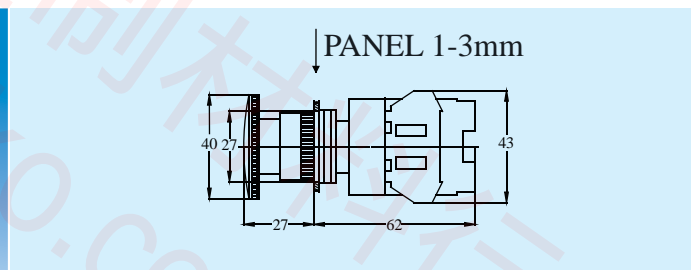
1

O

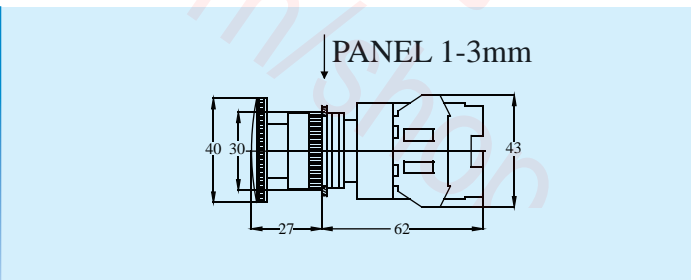
R

Type	Mounting hole	Vol.	No.of contact	Type of contact	Head color
NFPB :Flat Head	22: 22mm \varnothing	1. 12V	1 - 4	O : N/O (a) (1/O)	R : Red
NLPB :Long Head		2. 24V		C : N/C (b) (1/C)	G : Green
ANLPB :Direct Type	25: 25mm \varnothing	3. 30V		O/C : N/O + N/C	Y : Yellow
NIEPB :Direct Type		4. 110V		(10/C)	BK : Black
NIEPB :Direct Type	30: 30mm \varnothing	5. 220V		(1a + 1b)	BL : Blue
NILEPB:Direct Type		6. 380V			
		7. 440V			

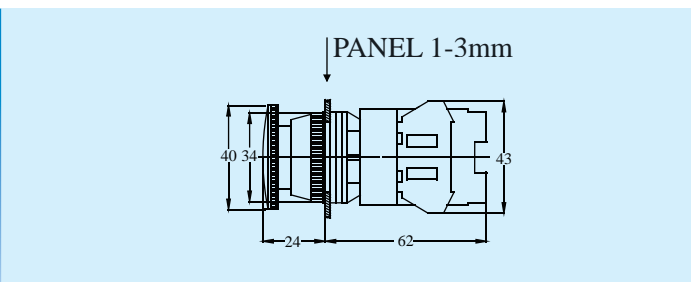
NIEPB-22L



NIEPB-25L



NIEPB-30L



CIKACHI

ALTERNATE ILLUMINATED PUSH BUTTON SWITCH

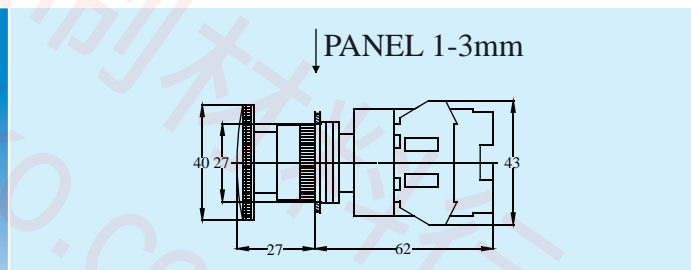
SPECIFICATION

AC 125V	AC 250V	AC 500V	DC 150V	DC 250V	AC 500V
10A	6A	3A	2A	1A	0.4A

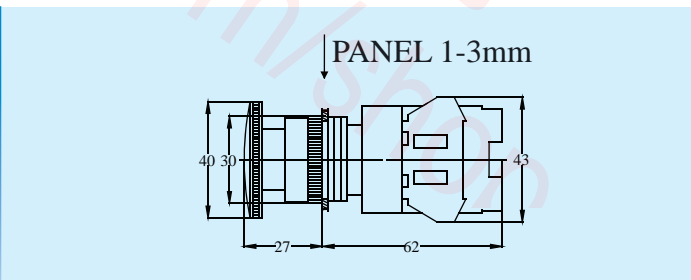
NILEPB — 25 1 1 O R

Type	Mounting hole	Vol.	No.of contact	Type of contact	Head color
NFPB :Flat Head	22: 22mm \varnothing	1. 12V	1 - 4	O : N/O (a) (1/O)	R : Red
NLPB :Long Head	25: 25mm \varnothing	2. 24V		C : N/C (b) (1/C)	G : Green
ANLPB :Direct Type		3. 30V		O/C : N/O + N/C (10/C) (1a + 1b)	Y : Yellow
NIEPB :Direct Type	30: 30mm \varnothing	4. 110V			BK : Black
NILEPB:Direct Type		5. 220V			
		6. 380V		BL : Blue	
		7. 440V			

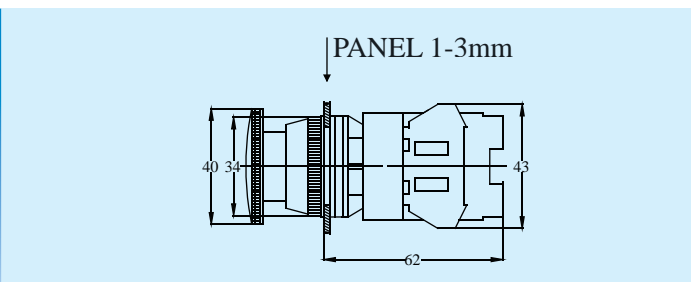
NILEPB-22L



NILEPB-25L



NILEPB-30L



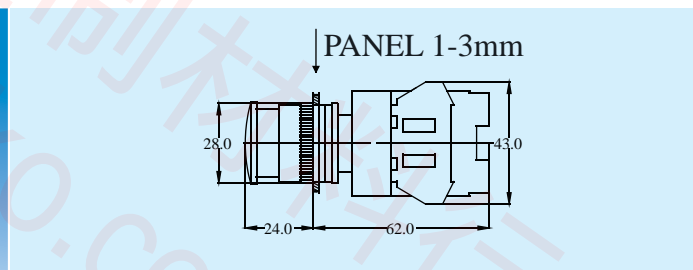
SPECIFICATION

AC 125V	AC 250V	AC 500V	DC 150V	DC 250V	AC 500V
10A	6A	3A	2A	1A	0.4A

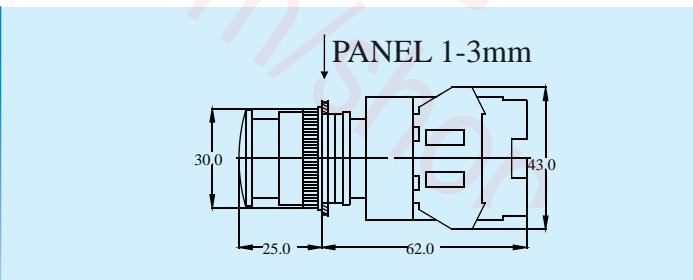
ANLPB — 25 1 1 O R

Type	Mounting hole	Vol.	No. of contact	Type of contact	Head color
NFPB :Flat Head	22: 22mm \varnothing	1. 12V	1 - 4	O : N/O (a) (1/O)	R : Red
NLPB :Long Head		2. 24V		C : N/C (b) (1/C)	G : Green
ANLPB :Direct Type	25: 25mm \varnothing	3. 30V		O/C : N/O + N/C	Y : Yellow
NIEPB :Direct Type		4. 110V		(10/C)	BK : Black
NILEPB:Direct Type	30: 30mm \varnothing	5. 220V		(1a + 1b)	BL : Blue
		6. 380V			
		7. 440V			

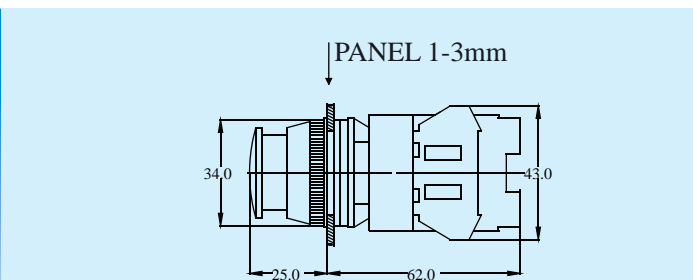
ANLPB-22L



ANLPB-25L



ANLPB-30L



CIKACHI

ILLUMINATED PUSH BUTTON SWITCH WITH TRANSFORMER

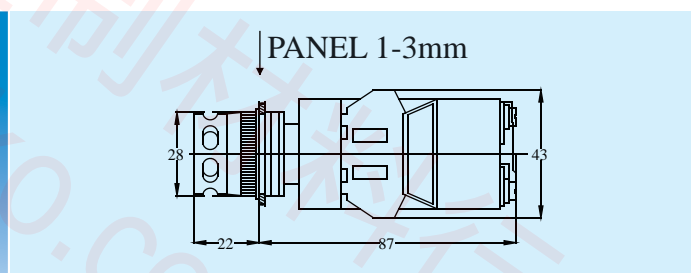
SPECIFICATION

AC 125V	AC 250V	AC 500V	DC 150V	DC 250V	AC 500V
10A	6A	3A	2A	1A	0.4A

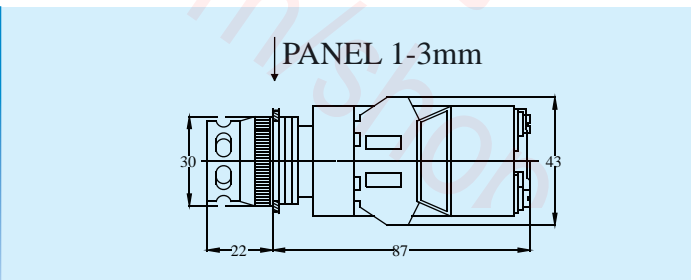
TNFPB — 25 1 1 O R

Type	Mounting hole	Vol.	No.of contact	Type of contact	Head color
TNFPB :Flat Head	22: 22mm \varnothing	1. 110V	1 - 4	O : N/O (a) (1/O)	R : Red
TNLPB :Long Head	25: 25mm \varnothing	2. 220V		C : N/C (b) (1/C)	G : Green
TNIEPB :Mushroom Head	30: 30mm \varnothing	3. 380V		O/C : N/O + N/C (1O/C)	Y : Yellow
TNILEPB :Push Lock				(1a + 1b)	BK : Black
TANLPB :Small Mushroom Head					BL : Blue
TNISS :ON/OFF or ON/OFF/ON					

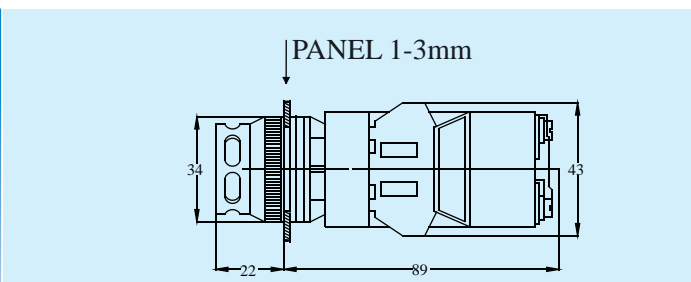
TNFPB-22



TNFPB-25

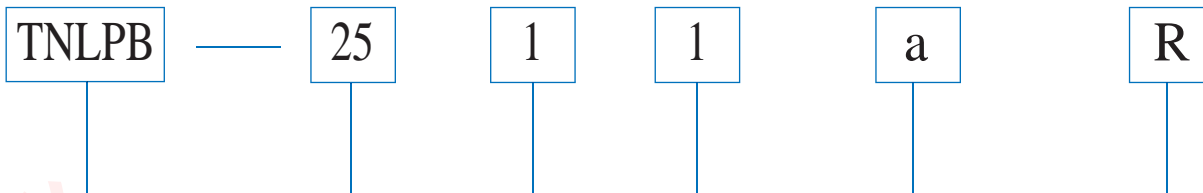


TNFPB-30



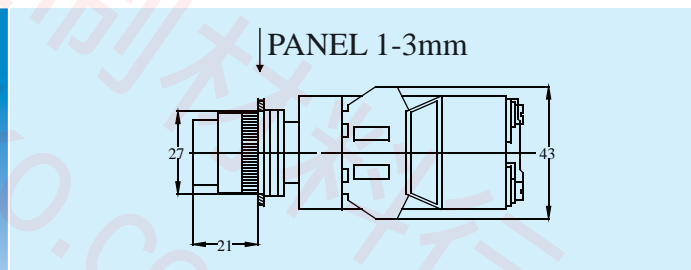
SPECIFICATION

AC 125V	AC 250V	AC 500V	DC 150V	DC 250V	AC 500V
10A	6A	3A	2A	1A	0.4A

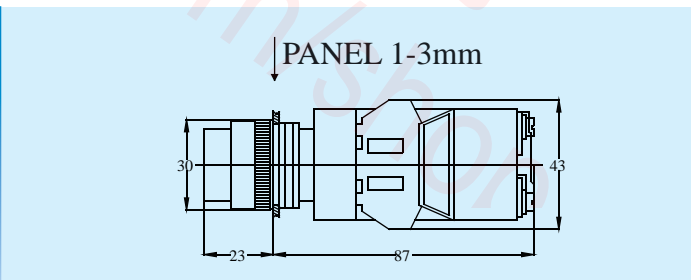


Type	Mounting hole	Vol.	No.of contact	Type of contact	Head color
TNFPB :Flat Head				O : N/O (a) (1/O)	R : Red
TNLPB :Long Head	22: 22mm \varnothing	1. 110V	1 - 4	C : N/C (b) (1/C)	G : Green
TNIEPB :Mushroom Head	25: 25mm \varnothing	2. 220V		O/C : N/O + N/C (10/C)	Y : Yellow
TNILEPB :Push Lock	30: 30mm \varnothing	3. 380V		(1a + 1b)	BK : Black
TANLPB :Small Mushroom Head					BL : Blue
TNISS :ON/OFF or ON/OFF/ON					

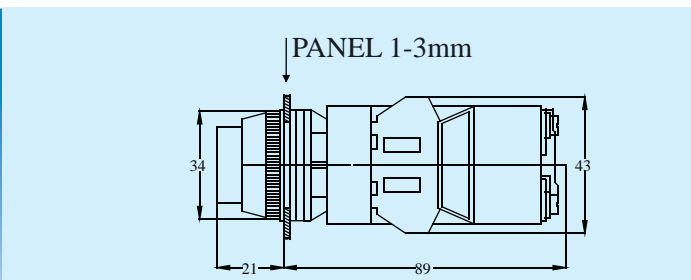
TNLPB-22



TNLPB-25



TNLPB-30



CIKACHI

ILLUMINATED PUSH BUTTON SWITCH WITH TRANSFORMER

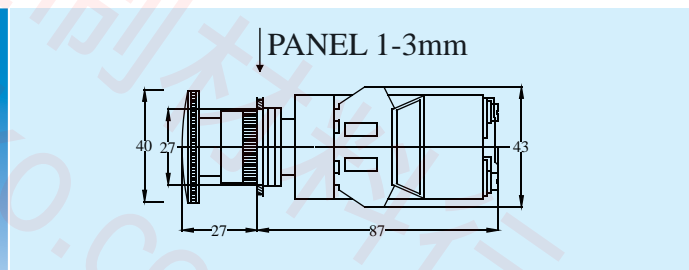
SPECIFICATION

AC 125V	AC 250V	AC 500V	DC 150V	DC 250V	AC 500V
10A	6A	3A	2A	1A	0.4A

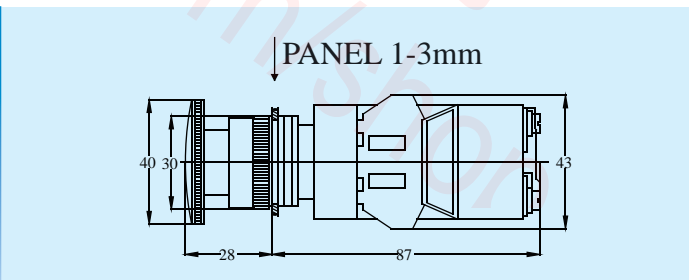
TNIEPB — 25 1 1 O R

Type	Mounting hole	Vol.	No.of contact	Type of contact	Head color
TNFPB :Flat Head	22: 22mm \varnothing	1. 110V	1 - 4	O : N/O (a) (1/O)	R : Red
TNLPB :Long Head	25: 25mm \varnothing	2. 220V		C : N/C (b) (1/C)	G : Green
TNIEPB :Mushroom Head	30: 30mm \varnothing	3. 380V		O/C : N/O + N/C (1O/C)	Y : Yellow
TNILEPB :Push Lock	30: 30mm \varnothing			(1a + 1b)	BK : Black
TANLPB :Small Mushroom Head					BL : Blue
TNISS :ON/OFF or ON/OFF/ON					

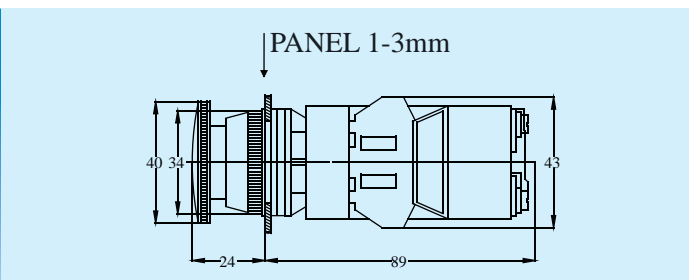
TNIEPB-22



TNIEPB-25



TNIEPB-30



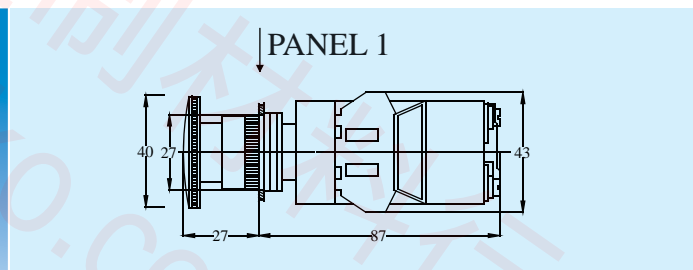
SPECIFICATION

AC 125V	AC 250V	AC 500V	DC 150V	DC 250V	AC 500V
10A	6A	3A	2A	1A	0.4A

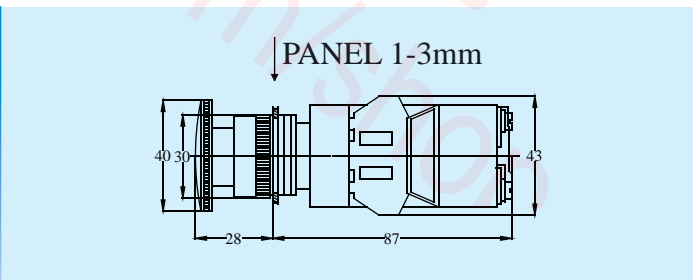
TNILEPB — 25 1 1 O R

Type	Mounting hole	Vol.	No.of contact	Type of contact	Head color
TNFPB :Flat Head	22: 22mm \varnothing	1. 110V	1 - 4	O : N/O (a) (1/O)	R : Red
TNLPB :Long Head				C : N/C (b) (1/C)	G : Green
TNIEPB :Mushroom Head	25: 25mm \varnothing	2. 220V		O/C : N/O + N/C (10/C)	Y : Yellow
TNILEPB :Push Lock	30: 30mm \varnothing	3. 380V		(1a + 1b)	BK : Black
TANLPB :Small Mushroom Head				BL : Blue	
TNISS :ON/OFF or ON/OFF/ON					

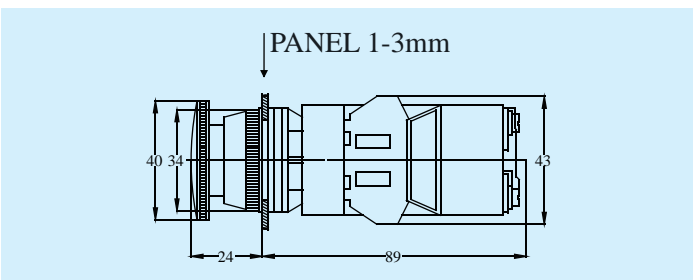
TNILEPB-22



TNILEPB-25



TNILEPB-30



CIKACHI

ILLUMINATED PUSH BUTTON SWITCH WITH TRANSFORMER

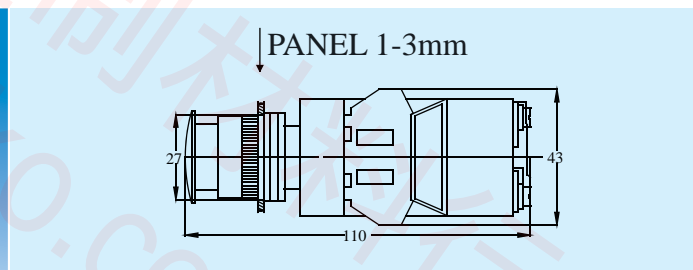
SPECIFICATION

AC 125V	AC 250V	AC 500V	DC 150V	DC 250V	AC 500V
10A	6A	3A	2A	1A	0.4A

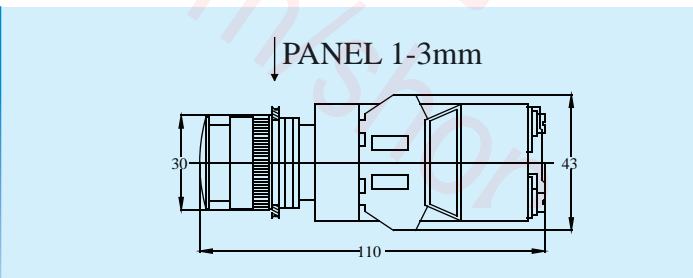
TANLPB — 25 1 1 a R

Type	Mounting hole	Vol.	No.of contact	Type of contact	Head color
TNFPB :Flat Head	22: 22mm \varnothing	1. 110V	1 - 4	O : N/O (a) (1/O)	R : Red
TNLPB :Long Head				C : N/C (b) (1/C)	G : Green
TNIEPB :Mushroom Head	25: 25mm \varnothing	2. 220V		O/C : N/O + N/C	Y : Yellow
TNILEPB :Push Lock	30: 30mm \varnothing	3. 380V		(10/C)	BK : Black
TANLPB :Small Mushroom Head				(1a + 1b)	BL : Blue
TNISS :ON/OFF or ON/OFF/ON					

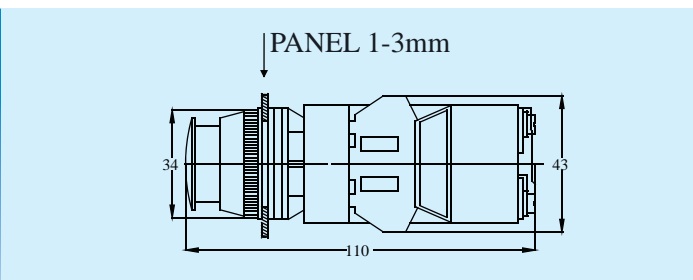
TANLPB-22



TANLPB-25



TANLPB-30



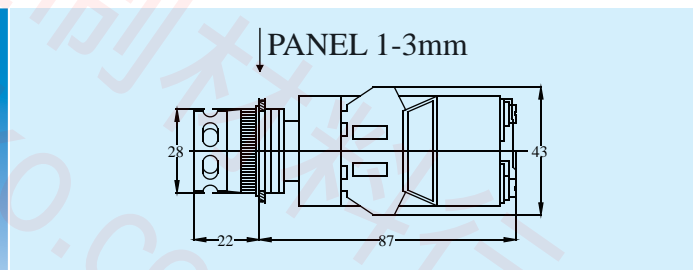
SPECIFICATION

AC 125V	AC 250V	AC 500V	DC 150V	DC 250V	AC 500V
10A	6A	3A	2A	1A	0.4A

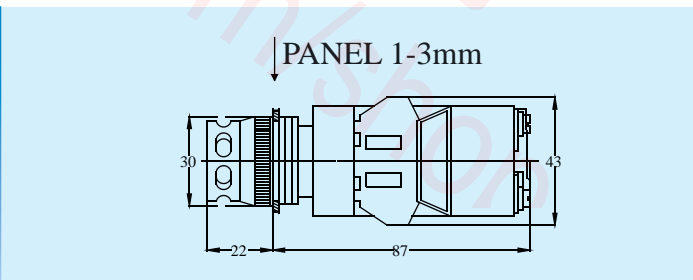
TNFPB — 25 1 1 O R

Type	Mounting hole	Vol.	No. of contact	Type of contact	Head color
TNFPB :Flat Head	22: 22mm \varnothing	1. 110V	1 - 4	O : N/O (a) (1/O)	R : Red
TNLPB :Long Head				C : N/C (b) (1/C)	G : Green
TNIEPB :Mushroom Head	25: 25mm \varnothing	2. 220V		O/C : N/O + N/C (10/C)	Y : Yellow
TNILEPB :Push Lock	30: 30mm \varnothing	3. 380V		(1a + 1b)	BK : Black
TANLPB :Small Mushroom Head				BL : Blue	
TNISS :ON/OFF or ON/OFF/ON					

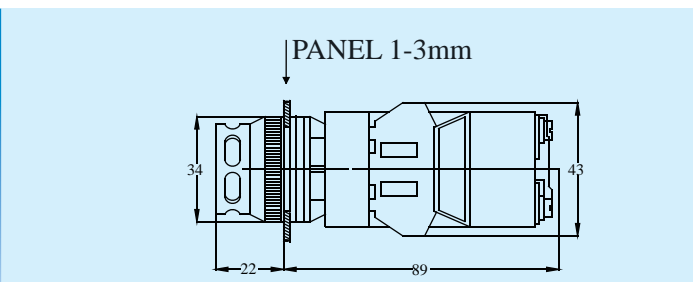
TNFPB-22L



TNFPB-25L



TNFPB-30L



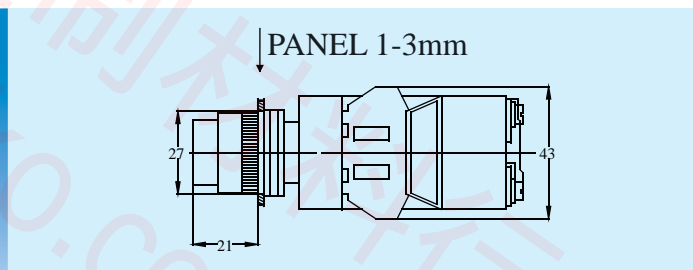
SPECIFICATION

AC 125V	AC 250V	AC 500V	DC 150V	DC 250V	AC 500V
10A	6A	3A	2A	1A	0.4A

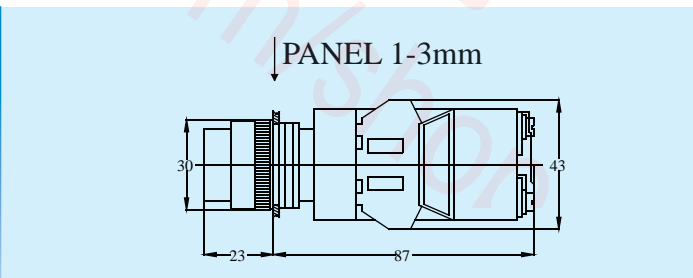
TNLPB — 25 1 1 O R

Type	Mounting hole	Vol.	No.of contact	Type of contact	Head color
TNFPB :Flat Head				O : N/O (a) (1/O)	R : Red
TNLPB :Long Head	22: 22mm \varnothing	1. 110V	1 - 4	C : N/C (b) (1/C)	G : Green
TNIEPB :Mushroom Head	25: 25mm \varnothing	2. 220V		O/C : N/O + N/C (10/C) (1a + 1b)	Y : Yellow
TNILEPB :Push Lock	30: 30mm \varnothing	3. 380V			BK : Black
TANLPB :Small Mushroom Head					BL : Blue
TNISS :ON/OFF or ON/OFF/ON					

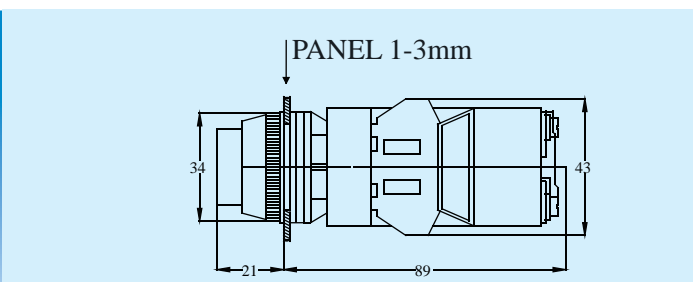
TNLPB-22L



TNLPB-25L



TNLPB-30L



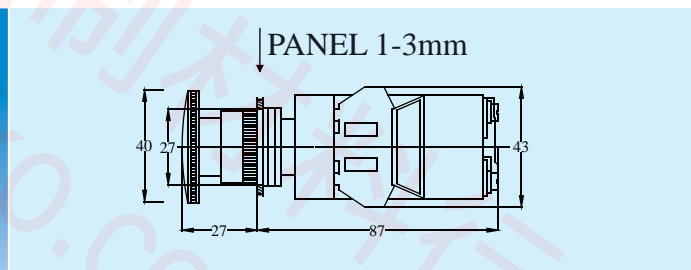
SPECIFICATION

AC 125V	AC 250V	AC 500V	DC 150V	DC 250V	AC 500V
10A	6A	3A	2A	1A	0.4A

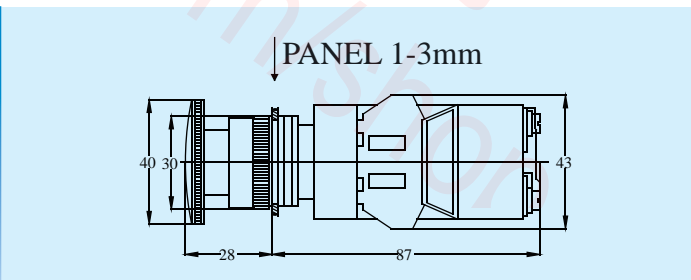
TNIEPB — 25 1 1 O R

Type	Mounting hole	Vol.	No. of contact	Type of contact	Head color
TNFPB :Flat Head	22: 22mm \varnothing	1. 110V	1 - 4	O : N/O (a) (1/O)	R : Red
TNLPB :Long Head				C : N/C (b) (1/C)	G : Green
TNIEPB :Mushroom Head	25: 25mm \varnothing	2. 220V		O/C : N/O + N/C	Y : Yellow
TNILEPB :Push Lock				(10/C)	BK : Black
TANLPB :Small Mushroom Head	30: 30mm \varnothing	3. 380V		(1a + 1b)	BL : Blue
TNISS :ON/OFF or ON/OFF/ON					

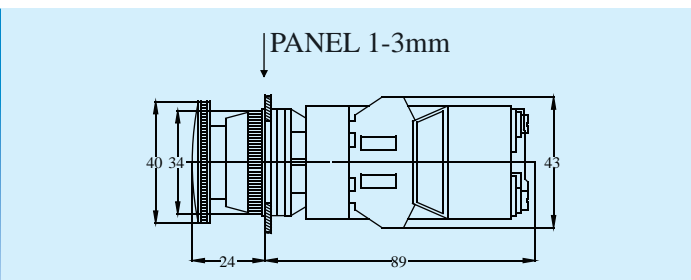
TNIEPB-22L



TNIEPB-25L



TNIEPB-30L



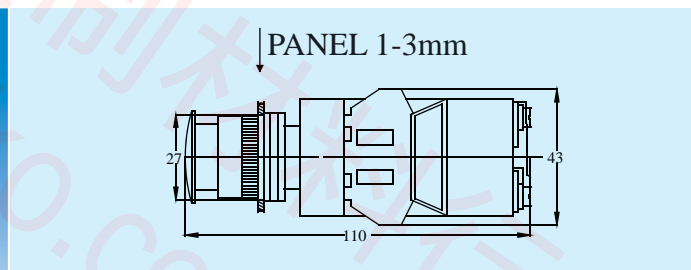
SPECIFICATION

AC 125V	AC 250V	AC 500V	DC 150V	DC 250V	AC 500V
10A	6A	3A	2A	1A	0.4A

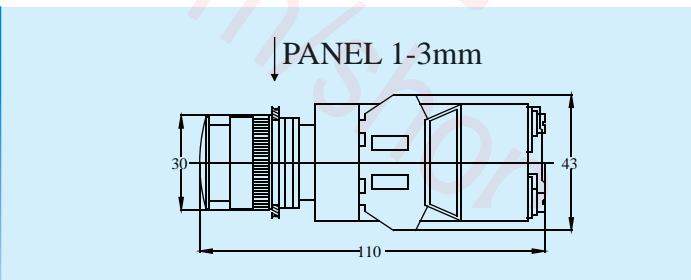
TANLPB — 25 1 1 O R

Type	Mounting hole	Vol.	No. of contact	Type of contact	Head color
TNFPB : Flat Head	22: 22mm \varnothing	1. 110V	1 - 4	O : N/O (a) (1/O)	R : Red
TNLPB : Long Head	25: 25mm \varnothing	2. 220V		C : N/C (b) (1/C)	G : Green
TNIEPB : Mushroom Head	30: 30mm \varnothing	3. 380V		O/C : N/O + N/C (10/C)	Y : Yellow
TNILEPB : Push Lock				(1a + 1b)	BK : Black
TANLPB : Small Mushroom Head	30: 30mm \varnothing	3. 380V			BL : Blue
TNISS : ON/OFF or ON/OFF/ON					

TANLPB-22L



TANLPB-25L



TANLPB-30L

