


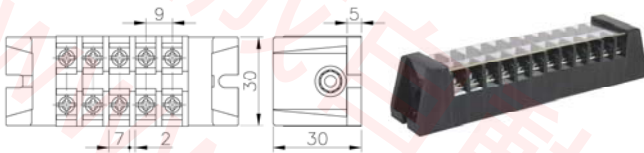
# 工業用端子盤系列 取得 UL 認證



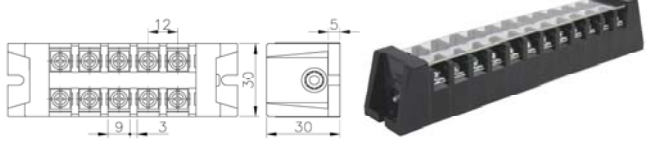
SJT 端子盤以完全符合日本規格製造  
接觸銅片屏棄傳統攻牙方式而改以螺母固定來增加其接觸強度  
本產品係經美國 UL 檢驗合格



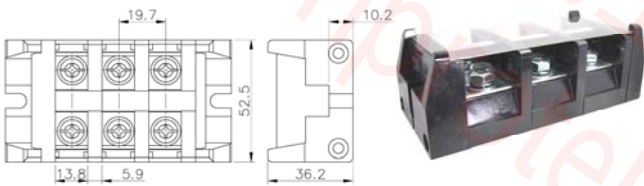
SJT-15 端子盤



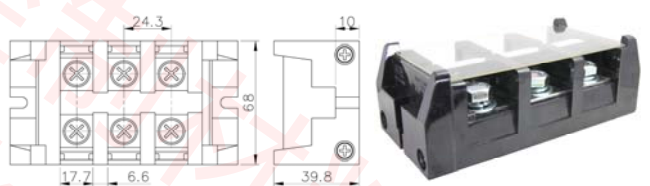
SJT-30 端子盤



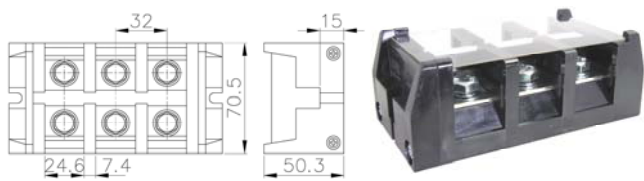
SJT-60 端子盤



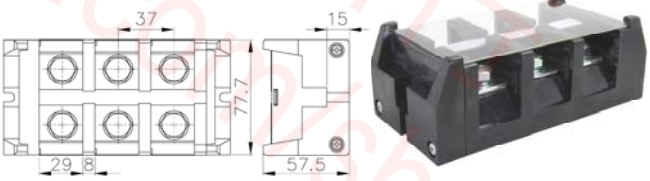
SJT-100 端子盤



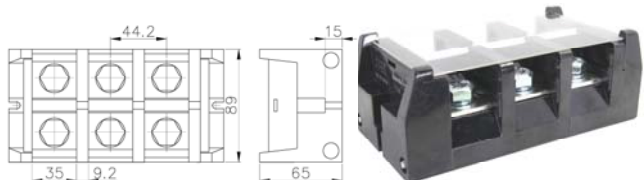
SJT-150 端子盤




SJT-200 端子盤



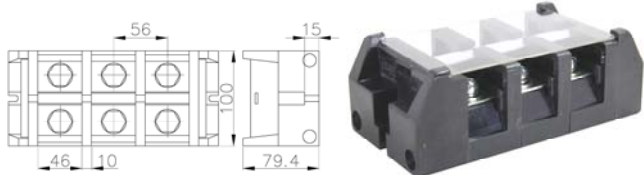
SJT-250 端子盤



SJT-300 端子盤



SJT-400 端子盤



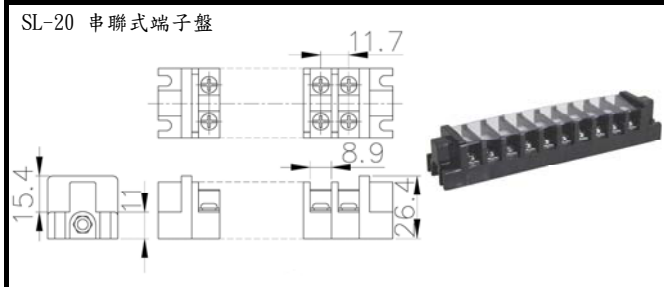
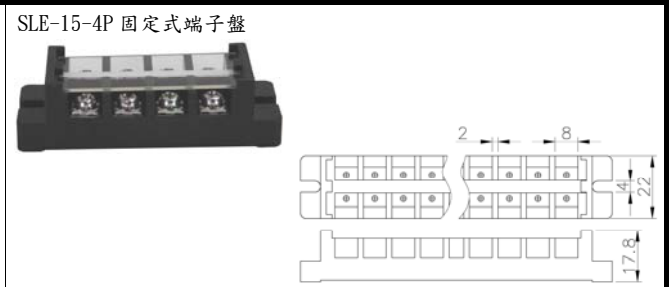
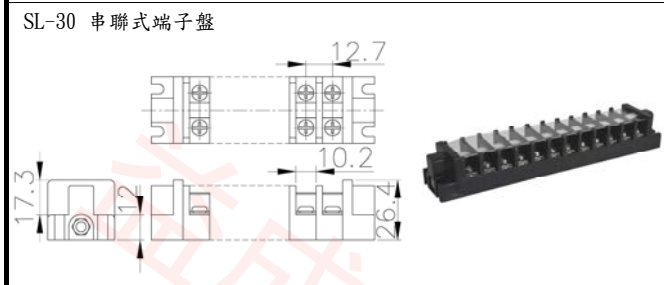
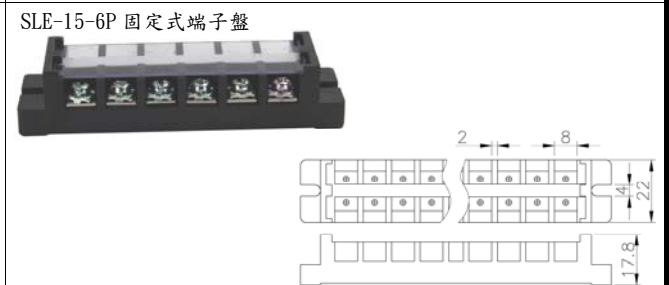
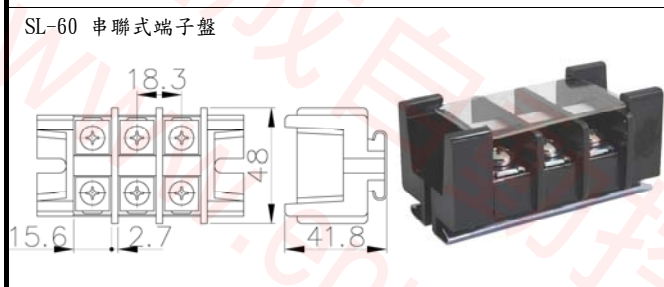
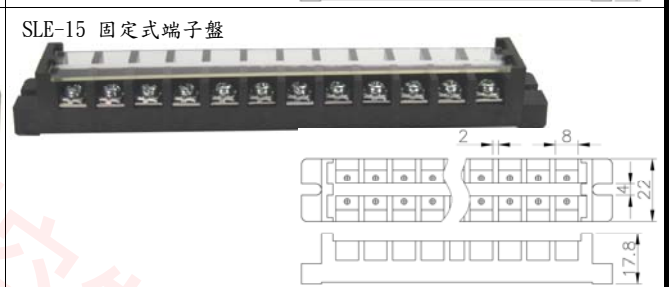
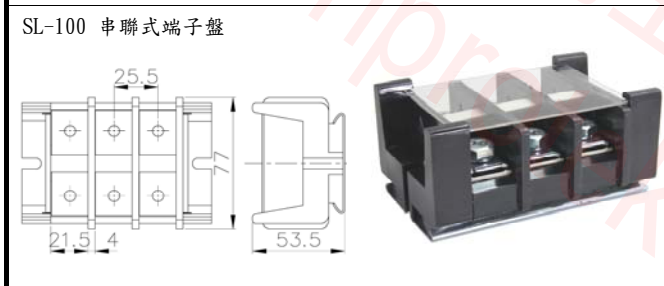
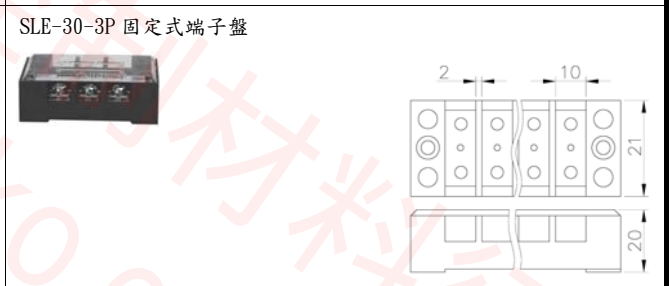
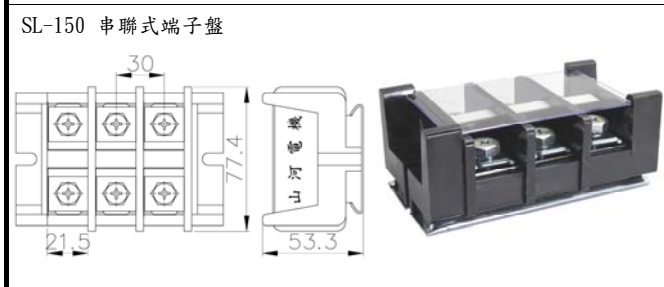
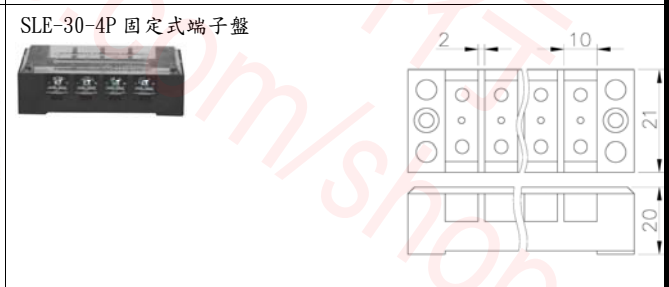
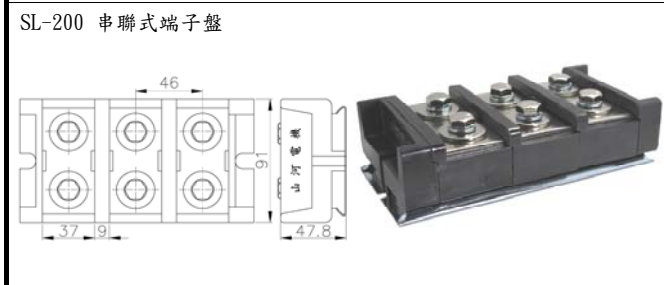
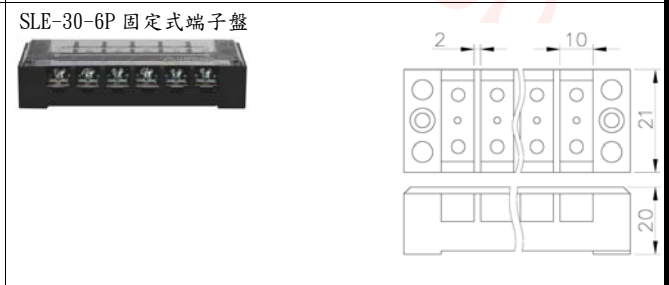


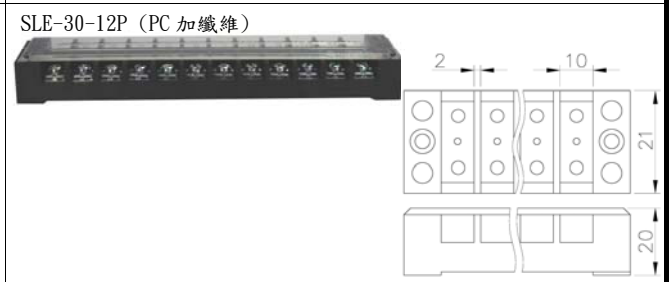
SCB-6P 接線盒附端子盤




SCB-10P 接線盒附端子盤



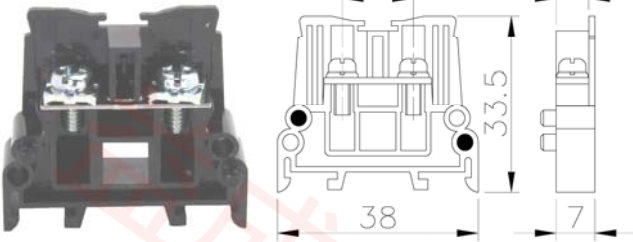
# 串聯式端子盤系列 串聯、固定型

<p>SL-20 串聯式端子盤</p>  <p>Dimensions: 11.7, 8.9, 15.4, 26.4</p>	<p>SLE-15-4P 固定式端子盤</p>  <p>Dimensions: 2, 8, 4, 22, 7.8</p>
<p>SL-30 串聯式端子盤</p>  <p>Dimensions: 12.7, 10.2, 17.3, 26.4</p>	<p>SLE-15-6P 固定式端子盤</p>  <p>Dimensions: 2, 8, 4, 22, 7.8</p>
<p>SL-60 串聯式端子盤</p>  <p>Dimensions: 18.3, 4.8, 15.6, 2.7, 41.8</p>	<p>SLE-15 固定式端子盤</p>  <p>Dimensions: 2, 8, 4, 22, 7.8</p>
<p>SL-100 串聯式端子盤</p>  <p>Dimensions: 25.5, 7.7, 21.5, 4, 53.5</p>	<p>SLE-30-3P 固定式端子盤</p>  <p>Dimensions: 2, 10, 21, 20</p>
<p>SL-150 串聯式端子盤</p>  <p>Dimensions: 30, 77.4, 21.5, 53.3</p> <p>山河電機</p>	<p>SLE-30-4P 固定式端子盤</p>  <p>Dimensions: 2, 10, 21, 20</p>
<p>SL-200 串聯式端子盤</p>  <p>Dimensions: 46, 9.1, 37, 9, 47.8</p> <p>山河電機</p>	<p>SLE-30-6P 固定式端子盤</p>  <p>Dimensions: 2, 10, 21, 20</p>
<p>SCB-6P 接線盒附端子盤</p> 	<p>SCB-10P 接線盒附端子盤</p> 
<p>SLE-30-12P (PC 加纖維)</p>  <p>Dimensions: 2, 10, 21, 20</p>	

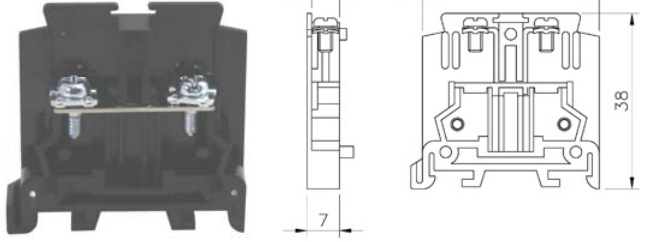
# 工業用端子盤系列



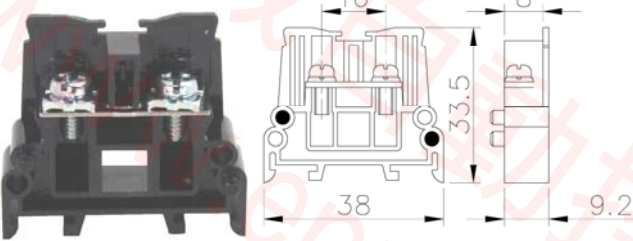
SLB-10A 組合式端子盤



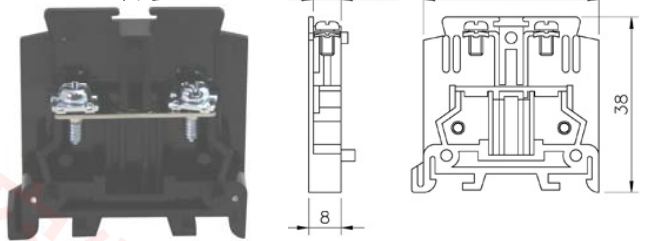
SLBT-10A 端子盤



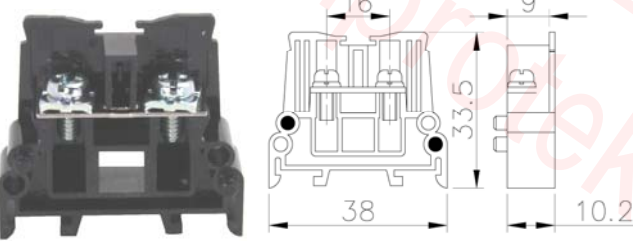
SLB-20A 組合式端子盤



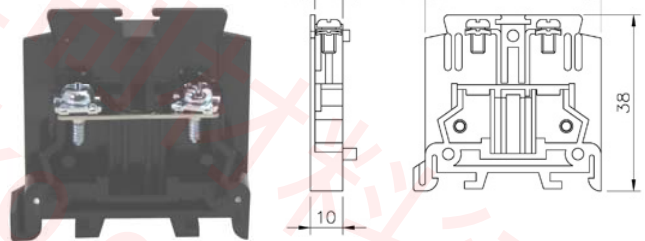
SLBT-20A 端子盤



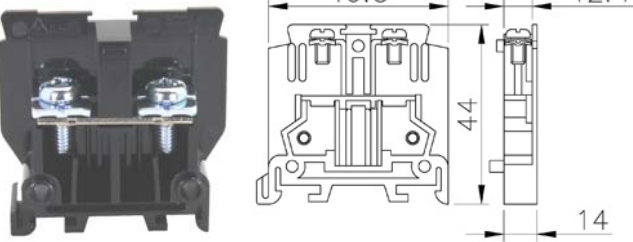
SLB-30A 組合式端子盤



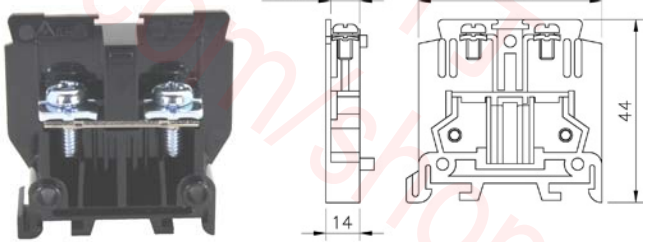
SLBT-30A 端子盤



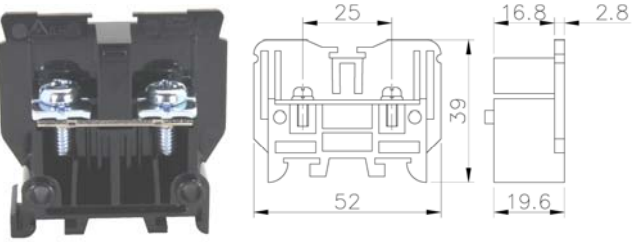
SLB-50A 組合式端子盤



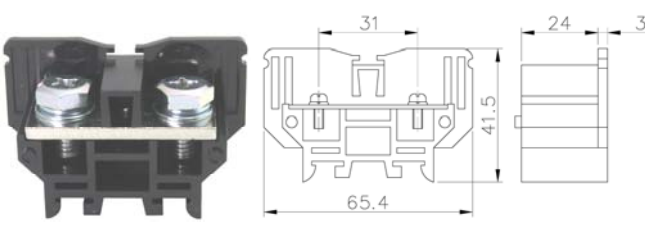
SLBT-50A 端子盤



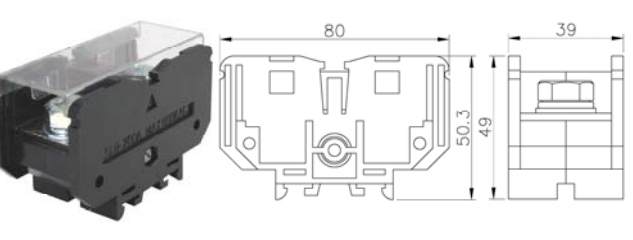
SLB-60A 組合式端子盤



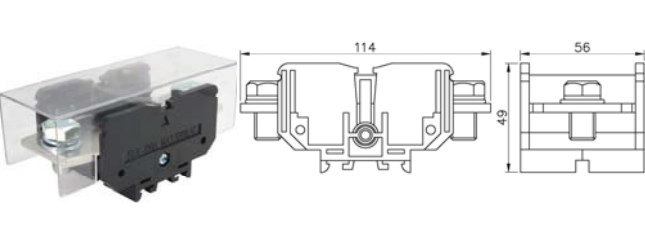
SLB-100A 組合式端子盤






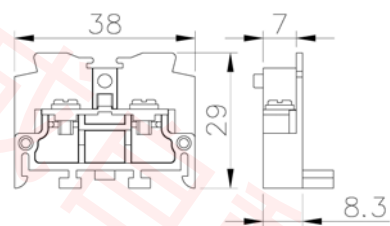

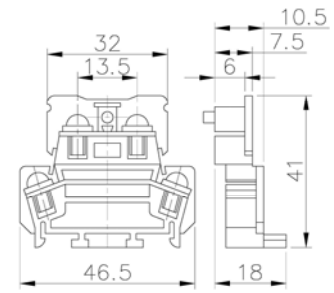

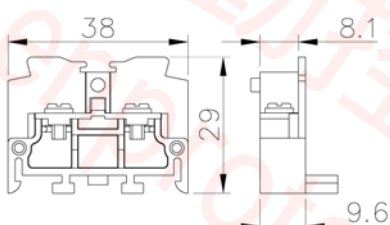

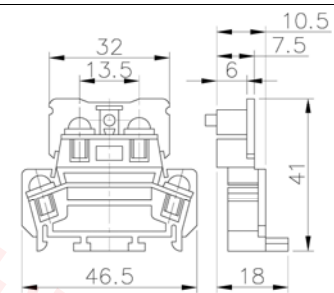

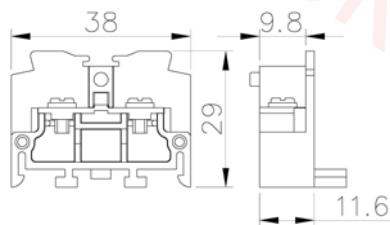

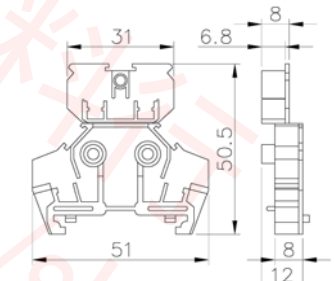









SLB-200A 組合式端子盤




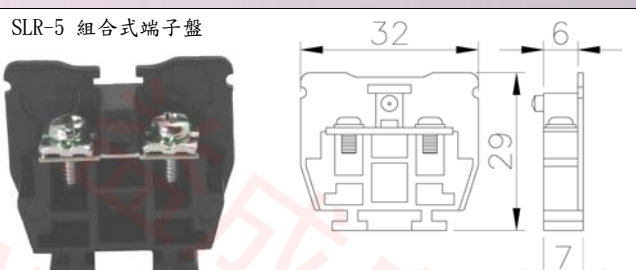
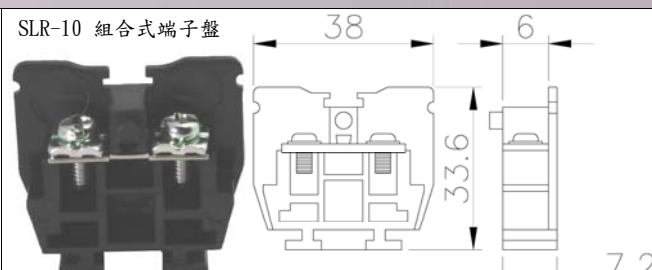
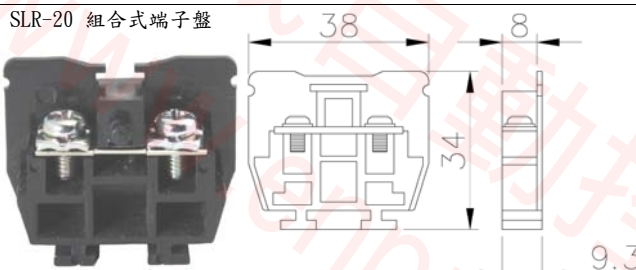
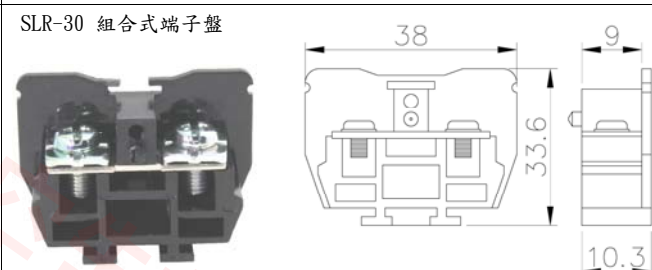
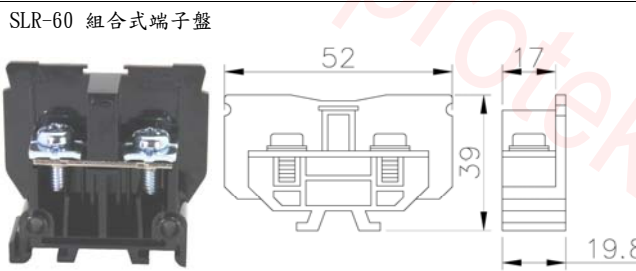
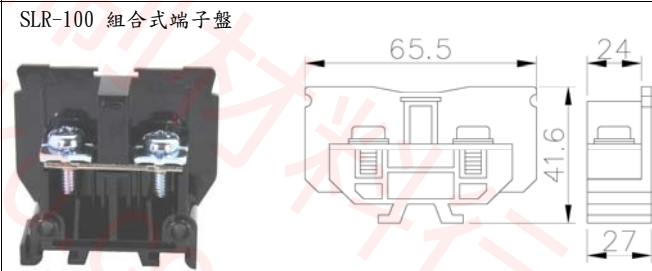
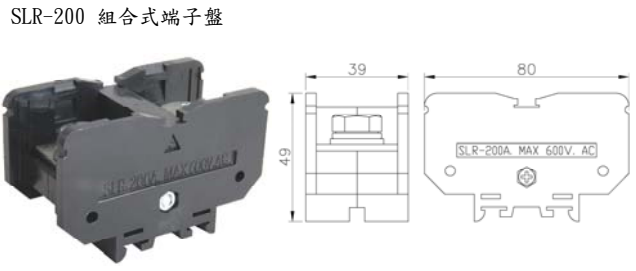
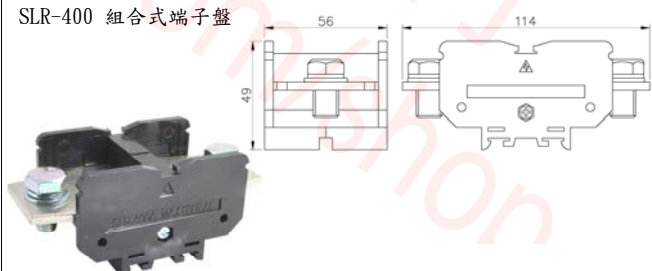
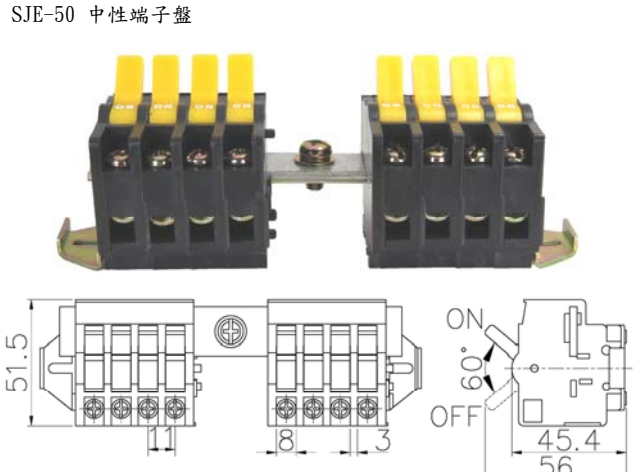

SLB-400A 組合式端子盤




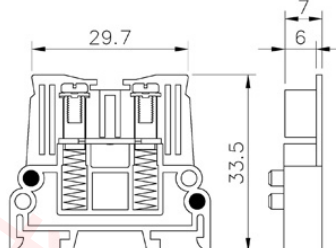

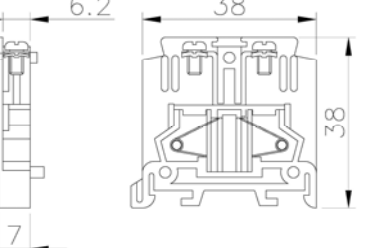

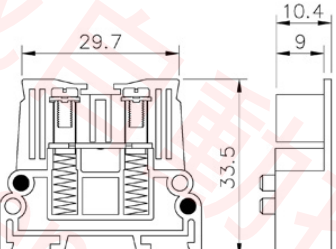

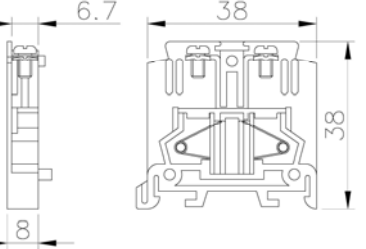

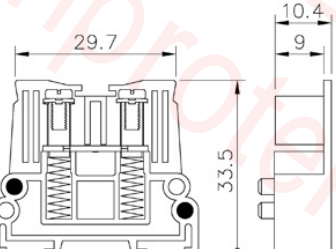

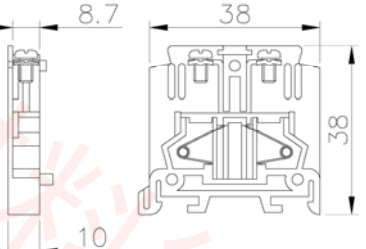

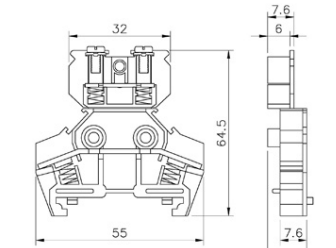

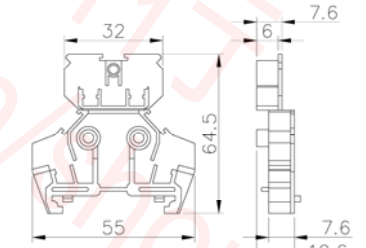

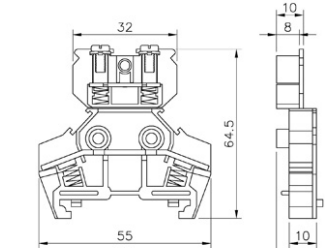

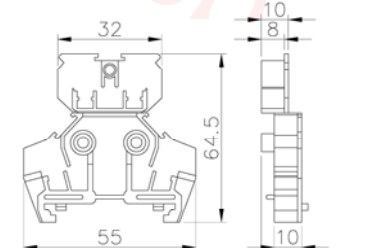

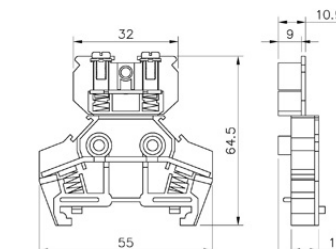

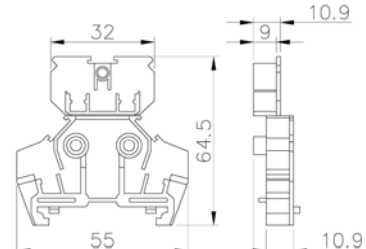
# 組合式兩用超小型端子盤系列

<p>SLC 組合軌道式兩用端子盤</p> 			<p>SLO 組合連接式兩用端子盤</p> 		
<p>SLC-10 組合式兩用端子盤</p>  			<p>SLO-10 組合式雙層兩用端子盤</p>  		
<p>SLC-20 組合式兩用端子盤</p>  			<p>SLO-20 組合式雙層兩用端子盤</p>  		
<p>SLC-30 組合式兩用端子盤</p>  			<p>SLDL-15 雙層端子盤</p>  		
<p>SJ33-10 分歧端子盤</p> 	<p>SJ33-50 分歧端子盤</p> 	<p>SJ33-60 分歧端子盤</p> 	<p>SLR-300 分歧端子盤</p> 	<p>SLR-350 分歧端子盤</p> 	<p>SLB-303A SLB-303B 分歧端子盤</p> 
<p>SLA-150 分歧端子盤</p> 		<p>SLA-225 分歧端子盤</p> 		<p>SCB-1-6</p> 	

# 組合式端子盤系列

	
<p>SLR-5 組合式端子盤</p> 	<p>SLR-10 組合式端子盤</p> 
<p>SLR-20 組合式端子盤</p> 	<p>SLR-30 組合式端子盤</p> 
<p>SLR-60 組合式端子盤</p> 	<p>SLR-100 組合式端子盤</p> 
<p>SLR-200 組合式端子盤</p> 	<p>SLR-400 組合式端子盤</p> 
<p>SJE-50 中性端子盤</p> 	 <p>鋁軌一</p> <p>鋁軌二</p> <p>透明蓋</p>


# 工業用彈簧式端子盤系列

SLS 端子盤	SLDL 端子盤	SLST 端子盤
<p>SLS-10A 端子盤</p>  	<p>SLST-10A 端子盤</p>  	
<p>SLS-20A 端子盤</p>  	<p>SLST-20A 端子盤</p>  	
<p>SLS-30A 端子盤</p>  	<p>SLST-30A 端子盤</p>  	
<p>SLDL-10 彈簧式雙層端子盤</p>  	<p>SLDB-10 組合式雙層端子盤</p>  	
<p>SLDL-20 彈簧式雙層端子盤</p>  	<p>SLDB-20 組合式雙層端子盤</p>  	
<p>SLDL-30 彈簧式雙層端子盤</p>  	<p>SLDB-30 組合式雙層端子盤</p>  	

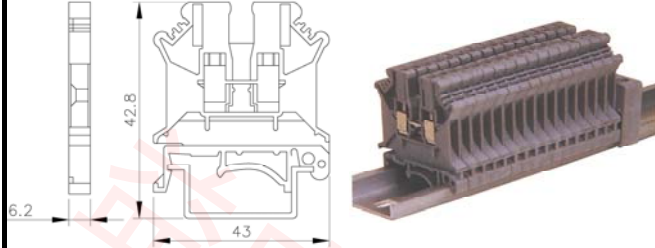
# 歐式端子盤系列

<p>SUG-2.5 歐式軌道型接地端子盤</p>	<p>SUG-3 歐式軌道型接地端子盤</p>	
<p>SUG-5 歐式軌道型接地端子盤</p>	<p>SUG-6 歐式軌道型接地端子盤</p>	
<p>SUG-10 歐式軌道型接地端子盤</p>	<p>SUG-16 歐式軌道型接地端子盤</p>	
<p>SUG-35 歐式軌道型接地端子盤</p>	<p>SUG-50 歐式軌道型接地端子盤</p>	
<p>SUG-95 歐式軌道型接地端子盤</p>	<p>UK-1 端子盤固定件</p>	<p>SUK 端子盤側蓋 3-16N 2-5N</p>
<p>端子</p>	<p>SMT-A 標記牌 A</p>	<p>SMT-B 標記牌 B</p>
<p>短路片和號碼條</p>		

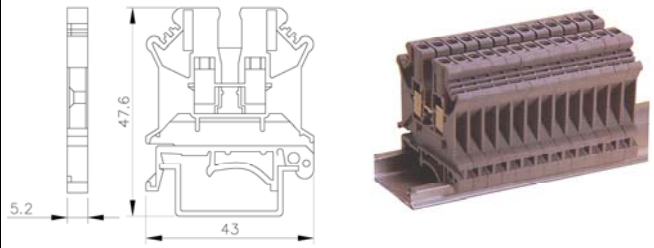
# 歐式端子盤系列 取得 UL 認證



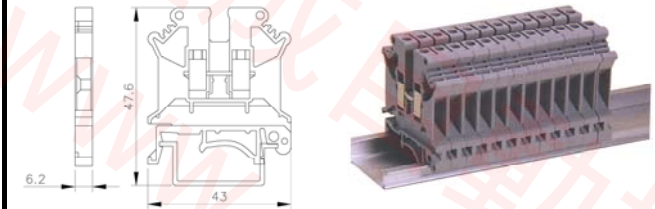
SUK-2.5 歐式軌道型端子盤



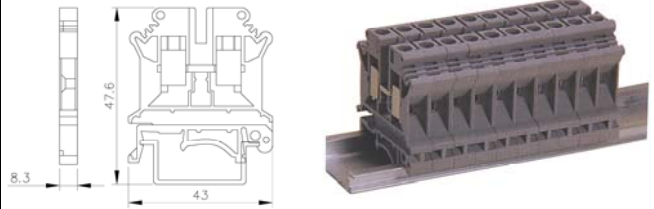
SUK-3 歐式軌道型端子盤



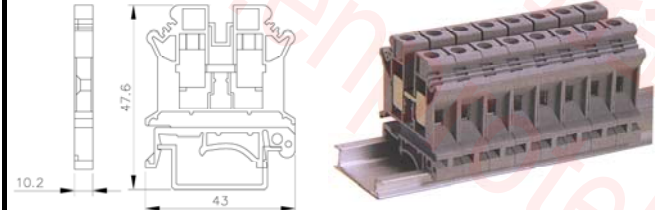
SUK-5 歐式軌道型端子盤




SUK-6 歐式軌道型端子盤




SUK-10 歐式軌道型端子盤




SUK-16 歐式軌道型端子盤




SUK-35 歐式軌道型端子盤



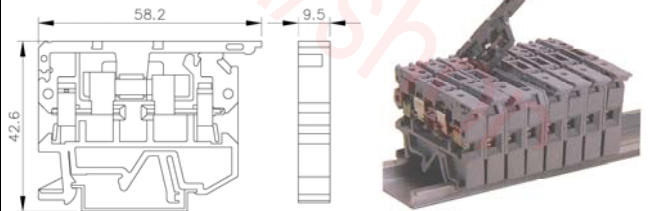
SUK-50 歐式軌道型端子盤



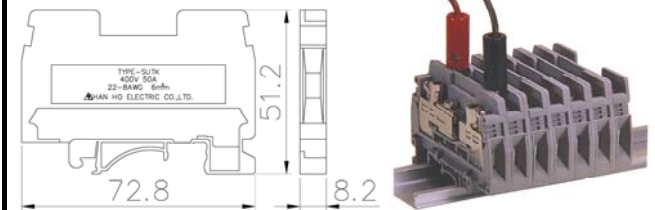
SKH-95 歐式軌道型端子盤



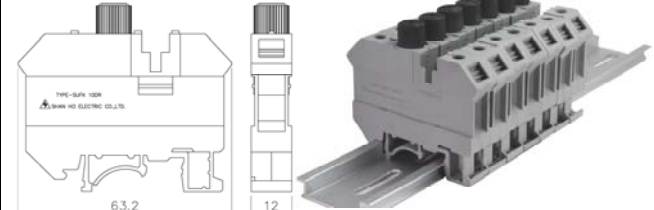
SUFN-1 歐式軌道型端子盤



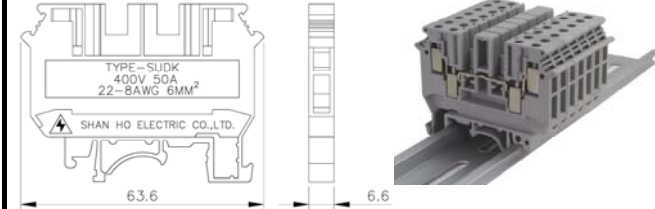
SURTK/S 歐式軌道型端子盤



SUFK 直立式保險絲座



SUDK 歐式軌道型端子盤



SUKK-3N 歐式軌道型雙層端子盤

