

AH2-Y1/AH2-Y2/AH2-Y/AH2-□Y

STON

**Y-type ECONOMY
MULTI-FUNCTION
TIMER**

**埋入式
多功能經濟型
限時繼電器**



AH2-Y

- CE Approved .
- Siemens or P&B or STON relays inside.
- Y-type economy mode switching power inside.
- Using American TI of CMOS IC.
- Multi-range & Contact mode could be changeable.
- CE 認證。
- 內部採用西門子或美國 P&B 或 STON 繼電器。
- 埋入式經濟型，內部採用交換式電源輸入方式。
- 使用美國 TI 計時 IC, 穩定度高, 抗干擾。
- 選擇 ABCD 款式則可變化時間單位及接點型式。

ORDERING INFORMATION 訂購說明

Ex. AH2 B Y A220

Timer type 型式	Timer range 時間範圍 * 選擇 ABCD 其中一個規格，不用挑選時間範圍 *								Operating voltage 電壓範圍
A: AH2-AY B: AH2-BY C: AH2-CY D: AH2-DY	A: 1S/10S/1M/10M				B: 3S/30S/3M/30M				D12: DC12V D24: DC24V D48: DC48V
	C: 6S/60S/6M/60M				D: 1M/10M/1H/10H				
1: AH2-Y1 2: AH2-Y2 3: AH2-Y	1S	0.1S	TO	1S	60S	2S	TO	60S	A110: AC110V
	3S	0.3S	TO	3S	3M	10S	TO	3M	A220: AC220V
	6S	0.6S	TO	6S	6M	10S	TO	6M	A240: AC240V
	10S	1S	TO	12S	10M	20S	TO	10M	A380: AC380V
	30S	1S	TO	30S	30M	1M	TO	30M	A415: AC415V
						30H	1H	TO	A440: AC440V

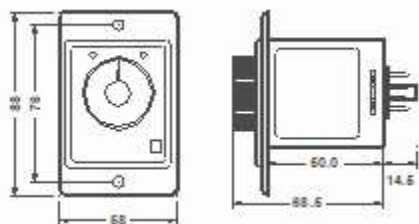
SPECIFICATIONS & CHARACTERISTICS 規格 & 特性

Type 型式	AH2-AY/BY/CY/DY	AH2-Y1/AH3-Y2	AH2-Y
Rate operation voltage 額定電壓	DC:12V/24V/48V AC: 110V/220V/240V/380V/415V/440V		
Operating voltage range 電壓使用範圍	DC: 85%~110% AC: 80%~110%		
Rated frequency 額定頻率	AC: 50~60Hz		
Rated power consumption 額定功率消耗	DC about 2W AC about: 8VA		
Rated control capacity 輸出容量	DC: 5A 28VDC AC: 5A 250VAC P.F.=1		
Setting accuracy 設定誤差	± 10%		
Reset time 復歸時間	Less than 0.1s		
Life 壽命	Mechanical 機械	5000000	
	Electrical 電氣	100000	
Output arrangement 輸出方式	Timed-out 1 form C ◦ Instantaneous 1 form C / Timed-out 2 form C	Timed-out 1 form C	Timed-out 2 form C ◦ Instantaneous 1 form C / Timed-out 1 form C
Max. temperature rise 最大溫升	55 deg.		
Ambient temperature 周圍溫度	-10℃ to +65℃ 但不結冰結露 But no ice		
Ambient humidity 周圍溼度	Max. 85% RH		
Weight 重量	About 120g		

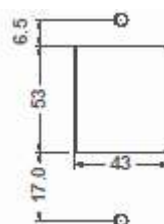
AH2-Y1/AH2-Y2/AH2-Y/AH2-□Y

◦ DIMENSIONS 规格尺寸

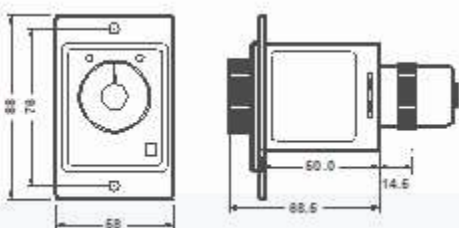
AH2-□Y



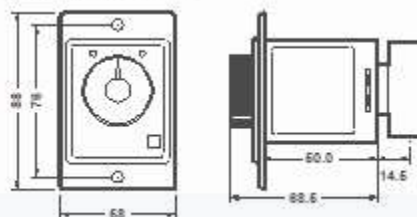
INSERT HOLD



AH2-□Y + US-08

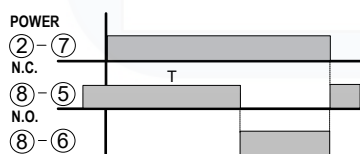
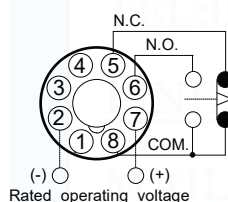


AH2-□ + P3G-08

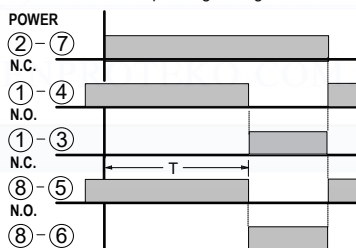
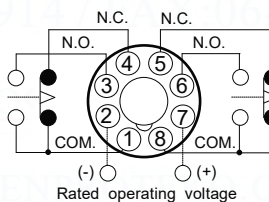


◦ OPERATION 操作方式

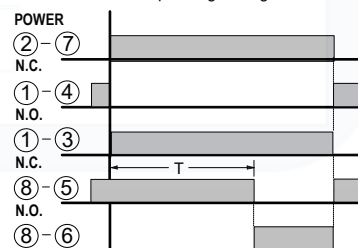
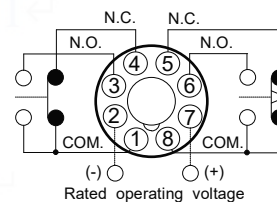
AH2-Y1



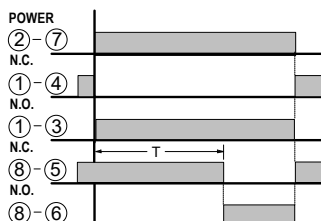
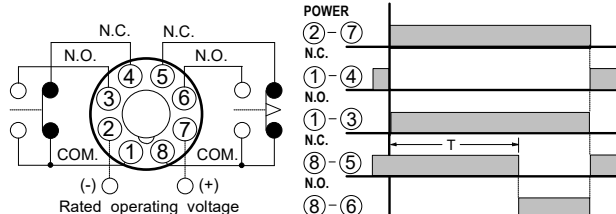
AH2-Y2



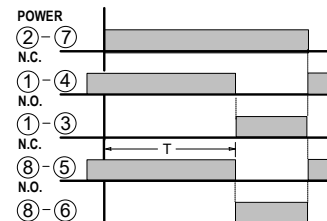
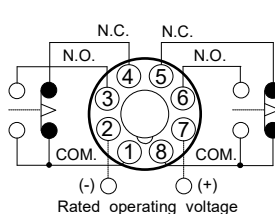
AH2-Y



AH2-□Y MODE A



MODE B



COM. : Common terminal
N.C. : Normally closed contact
N.O. : Normally open contact
●▲● : Timed out contact
○ ○ : Instantaneous contact

- NOTE:
- Set time should be greater than min. operation time.
 - Once power is cut off or timing operation is completed, power off time is needed to start the operation again.
 - Do not change the set time during operation.
 - When changing set time, cut off power and set the time.